

1080 BA SANGAM PRIMARY SCHOOL

YEAR 3

HOME STUDY PACKAGE 2

SUBJECT : ENGLISH

Strand	Reading And Viewing
Sub -Strand	EN3.2.1 Text Types
Content Learning Outcome	EN3.2.1.1 Explain the purpose of literary text.

PARAGRAPH WRITING

Use a suitable word to fill in the blank spaces .

Then	took	had	wiped	time
------	------	-----	-------	------

A Strange Day

It was a fine day . We decided to clean our house . We out the carpets , pillows and sofa and everything that we in our house . We sunned them out we went in and started cleaning the house . My sisters scrubbed the floor while I the windows and dusted the ceiling . It took a long to do our work .

Sentence Completion

Add five or more than five words to complete each sentence .

1.The boy was

.....
.....

2. The man

.....
.....

3. My father punished me

.....
.....

4. We saw

.....
.....

1080 BA SANGAM PRIMARY SCHOOL

YEAR 3

HOME STUDY PACKAGE 3

SUBJECT : MATHEMATICS

Strand	Numbers
Sub - Strand	M3.1.2 Operations
Content Learning Outcome	M3.1.2.2 Demonstrate ways of dividing numbers by 1 or 2 digit numbers

TOPIC : DIVISION

What is division ?

* It is sharing equally between groups or among yourselves .

* Sharing equally means the same number in each group .

For eg : share 12 oranges equally among 4 students .

There are 12 oranges. 4 oranges in each bag. How many bags of oranges?

12 equals 3 groups of 4.

$$12 \div 4 = 3 \text{ (groups)}$$

There are 12 oranges. 4 children will share them. How many oranges will one child have?

$$12 \div 4 = 3 \text{ (oranges)}$$

Division Grouping

Division Sharing

Divide into **equal** parts.

- Division is also the opposite of multiplication

For eg :

$$10 \div 2 = \square$$

$$2 \times \square = 10$$


$$2 \times 5 = 10 \text{ therefore } 10 \div 2 = 5$$

ACTIVITY

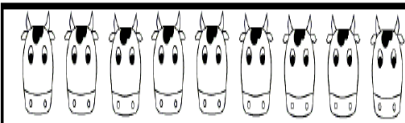
Name _____

Date _____

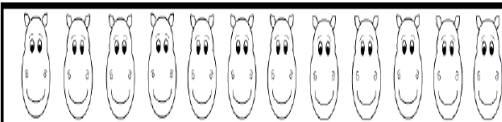
Division




$6 \div 3 = \square$



$9 \div 3 = \square$



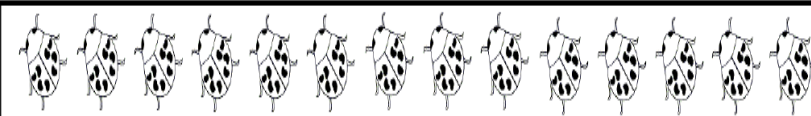
$12 \div 6 = \square$



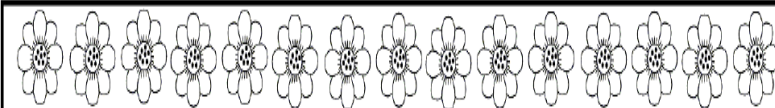
$4 \div 2 = \square$



$8 \div 4 = \square$



$14 \div 2 = \square$



$15 \div 5 = \square$

www.worksheetfun.com

Copyright ©2008 worksheetfun.com. All rights reserved

1080 BA SANGAM PRIMARY SCHOOL

YEAR 3

HOME STUDY PACKAGE 2

SUBJECT : ELEMENTARY SCIENCE

Strand	Energy
Sub - Strand	S3.3 Forces
Content Learning Outcome	S3.3.3.2 Identify some forces used in our daily lives

TOPIC - FORCES

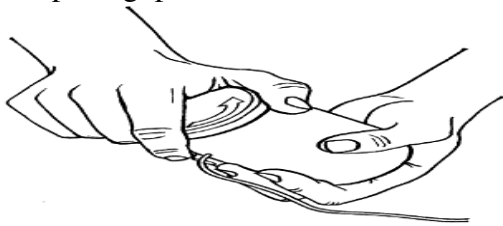
1. Things move in many ways .
2. They slide and glide , they twist and turn , they rise and fall and some things move quickly while others slowly.
3. Forces make things move .
4. We push , pull or twist with the help of our muscles . Sometimes we use machines to help us .
5. Forces are all around us .
6. We cannot see forces. We can only see what forces can do . Pulling and pushing forces are everywhere .

There are 3 types of forces

1. **Pull** - we apply pulling force while pulling a door , pulling weeds in the garden , pulling a fishing net etc .
2. **Push** - we apply pushing force : pushing a trolley in a supermarket , pushing a motor mower , pushing a car etc .



3. Twist - twist is applied : when opening a bottle lid , twisting a door knob , sharpening pencil etc .



ACTIVITY : Think of some other things where push , pull and twist are applied . Record in this table

pull	push	twist

1080 BA SANGAM PRIMARY SCHOOL

YEAR 3

HOME STUDY PACKAGE 2

HEALTHY LIVING

Strand	Safety
Sub - Strand	H3.3.1 Personal Safety
Content Learning Outcome	H3.3 .1.3 Recognize the need to follow rules in order to ensure their own safety and safety of others .

TOPIC - WATER SAFETY

- Learn how to swim . It will help you to stay afloat in water .
- You must be accompanied by an adult if you go out swimming .
- Swim only in shallow water . If you are on a beach , swim only if there is no current .
- Do not swim in flooded waters .
- Swim in clean waters so that you wont get skin diseases .

Activity 1 : Put a or a in the space provided .

1. Go swimming alone in a river .
2. Do not swim if there is a strong current or a big wave .
3. Go swimming with an adult who knows how to swim .
4. Swim in muddy / dirty waters because it is fun .
5. Swim soon after having a meal .
6. Learn how to swim .
7. Wear light clothes or swimming tog when swimming .
8. Follow your ball if has drifted to the deep sea .
9. Use floats to help you swim .
10. Listen to the weather forecast before going swimming .

ACTIVITY 2 : Draw yourself swimming with your family

1080 BA SANGAM PRIMARY SCHOOL

YEAR 3

HOME STUDY PACKAGE 2

SUBJECT : HINDI

तत्व	संस्कृति
तत्व के परिणाम	कविता
विषय के अधिगम परिणाम	कविता में सरक्षित घटनाओं को पहचानना व सस्वर वाचन करना

कविता : नीचे दिए गए कविता को पढ़कर सवाल के जवाब लिखो :

तितली और कली
नन्ही सुन्दर एक कली , तितली उससे आकर बोली , तुम लगती हो बड़ी भली । अब जागो तुम आँखे खोलो , और हमारे संग खेलो । फैले सुन्दर महक तुम्हारी , महके सारी गली गली । कली छिटककर खिली रंगिली , तुरन्त खेल की सुनकर बात । साथ हवा के लगी भागने , तितली छूने उसे चली ।

अभ्यास

१. तितली कली के पास क्यों गई थी ?

.....

२. तितली और कली ने क्या खेल खेला ?

.....

३. तितली के क्या कहने पर कली खुश हो गई ?

.....

४. तितली और कली का चित्र बनाओ ।

1080 BA SANGAM PRIMARY SCHOOL

YEAR 3

HOME STUDY PACKAGE 2

SUBJECT : SOCIAL STUDIES

Strand	Place And Environment
Sub – Strand	Features Of Places
Content Learning Outcome	Identify the roles and responsibilities of schools

MY SCHOOL

1. A school is a place for learning .
2. Teachers teach students to read and write .
3. They also teach students how to behave , how to live together with other students and how to take care of their classrooms and school.
4. The Head Teacher leads the teachers and the school .
5. The school is the second home for teachers and students .
6. Every school is guided by the school rules .

ACTIVITY 1 : Complete the sentences by filling in the missing words .

1. My schools name is
2. Iam in year
3. My teachers name is
4. There are classrooms in my school .
5. Our Head teacher is
6. There are teachers in my school.
7. My school is in

ACTIVITY 2 : Draw and colour your school