

NANUKU SANGAM SCHOOL
LESSON NOTES
WORKSHEET 4- 2021

Subject: English

Year: 3

Name: _____

Strand: Text Types: Media, everyday communication and literacy text.

Strand Outcome: Evaluate meaning and purpose of media, everyday communication and literacy text.



Activity

Use 5 sentences to describe the picture given above.

2034 NANUKU SANGAM SCHOOL
LESSON NOTES
WORKSHEET 4 -2021

Subject: Mathematics

Year: 3

Name: _____

Strand: Measurement

Sub Strand: Length, Height, Distance, Area.

Strand Outcome: Identify different non -standard and standard units and calculate perimeters and areas.

LESSON NOTES

Area & Perimeter

Perimeter (P): The distance around the outside of a shape

8 units
5 units

$P = 2 \times (\text{side} + \text{side})$
 $P = 2 (8+5)$
 $P = 26 \text{ units}$

3 units
4 units
1 unit
2 units
4 units
6 units

$P = \text{Sum of all sides}$
 $P = 3+4+1+2+4+6$
 $P = 20 \text{ units}$

Area (A): The number of square units inside a shape. $A = \text{length} \times \text{width}$

4 units
3 units

$A = 3 \times 4$
 $A = 12 \text{ square units}$
or 12 un^2

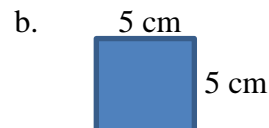

$6 \times 3 = 18 \text{ square units}$
 $3 \times 3 = 9 \text{ un}^2$

To find the area of an irregular shape: Isolate rectangles, find the area of each, then find the total.

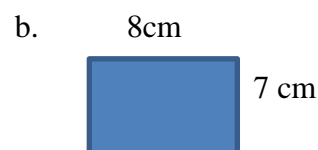
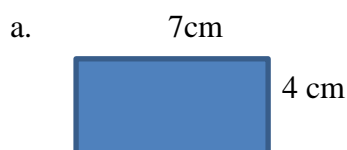
$A = 18 + 9$
 $A = 27 \text{ square units}$

Activity:

1. Calculate the *perimeters* of the shapes given below.



2. Calculate the *area* of the shapes given below.



NANUKU SANGAM SCHOOL
LESSON NOTES
WORKSHEET 4- 2021

Subject: Veika Vaka-viti

Year: 3

Name: _____

STRAND	Volavola kei na Bulibuli
Sub- Strand	Lawa ni Vosa
Content Learning outcome	Vakayagataki na vakadidigo kei na lawa ni vosa dodonu ena buli iyatuvosa.

LESSON NOTES

Na Vakasavuitukutuku.

1. Na vakasavuitukutuku e nona I tavi na Matanivanua e na dua na koro vaka viti.
2. E dau vakasavui na nodra I tukutuku na Turaga ni vanua.
3. Ni o vakasavuitukutuku, o tukuna n aka e tukuna e dua na tamata.

Kena I vakaraitaki

1. “Au sa oca na tiko voli e vale,” e kaya ko Ana.

E kaya ko Ana ni sa oca na tiko voli e vale.

Cakacaka Lavaki

Vakasavuya na veiyatuvosa ka soli tiko e ra.

1. “ Drau gole evei na veitokani?” e taro ko Seru.

_____.

2. “Tou gole ki siwa,” e kaya cake mai ko Emele.

_____.

3. “Au sa via kana ika,” e tukuna ko Epele.

_____.

4. “E vei ko Peni?’ e taro ko Sairusi.

_____.

**2034 NANUKU SANGAM SCHOOL
LESSON NOTES
WORKSHEET 4 -2021**

Subject: Healthy Living

Year: 3

Name: _____

STRAND 2 SAFETY

SUB-STRAND PERSONAL SAFETY

CLO Recognise the need to follow rules in order to ensure their own safety and the safety of others.

Topic – Going to school


1. Go straight home after school and straight to school from home.
2. Do not play or loiter on the way.
3. Don't climb trees or go into bushes to pick fruits.
4. Use the safest route. Be alert dangers.
5. Don't pick up strange or unfamiliar objects.
Keep away from stray dogs and all other animals. Never arouse the anger of an animal. It may attack you.
6. Don't throw stones.
7. Don't talk to strangers.

Activity

True and False

1. Play or loiter on your way. _____
2. Talk to strangers. _____
3. Go home straight after school and come straight to school from home. _____
4. Throw stones at animals. _____
5. Keep away from stray dogs and all other animals. _____

Draw and colour a dog.



2034 NANUKU SANGAM SCHOOL
LESSON NOTES
WORKSHEET 4 -2021

Subject: Hindi

Year: 3

Name: _____

Strand

सुनना एवं बोलना

sub strand मूल - पाठ के प्रकार - मीडिया, साधारण, साहित्यिक विषय ।

CLO एक छोटी सी प्रार्थना कक्षा के समूह रखना और उसका महत्व समझाना।

इस छोटी सी प्रार्थना को पढ़ कर नीचे दिये गये अभ्यास को पूरा कीजिये ।

प्रार्थना

मन से विनती करता हूँ,
दया करो मेरे भगवान,
ना मैं कुछ बुरा करूँ,
ऐसा दो मुझ को वरदान ।

नये शब्द

विनती

मन

दया

भगवान

वरदान

नीचे दिये गये शब्दों को पूरा कीजिये ।

1. म _____

2. _____ या

3. व _____ दा _____

4. भ _____ _____ न

5. वि _____ ती

2034 NANUKU SANGAM SCHOOL
LESSON NOTES
WORKSHEET 4 -2021

Subject: Social Studies **Year: 3** **Name: _____**

STRAND 3 Place and Environment
SUB-STRAND Features of places
CLO Compare and contrast the features and functions of homes

Topic **What can we do to make our home a better place to live in?**

1. We should help each other in cleaning our house and compound.
2. Everyone in the family should see that rubbish is disposed properly.
3. We should always respect and help each other.
4. Everyone in the family should respect and follow the home rules. Activity

1. How do you help your mother/father at home?

1. _____

2. _____

2 Draw your family cleaning the house



3. Draw your family cleaning the compound



**2034 NANUKU SANGAM SCHOOL
LESSON NOTES
WORKSHEET 4 -2021**

Subject: Elementary Science Year: 3 Name: _____

STRAND 3 ENERGY

SUB-STRAND Energy source and its transfer

CLO Identify and gather information about how different forms of energy are used.

TOPIC : Water and Wave Power Energy

Water Energy

This is energy from flowing water used to create electricity. Fiji uses hydro power from Monasavu Hydro Dam. This source is free and clean. The one serious limitation of hydro is that during drought, there may not be enough water to drive the electricity generators throughout the whole year.

Wave power

Wave power is the transport of energy by ocean surface waves, and the capture of that energy to do useful work –for example, generation. Wave energy is energy produced from the waves of the ocean. Waves are formed by wind moving across the surface of the ocean. A large amount of energy is stored in waves. The cost of setting up and maintaining a large wave power plant is too expensive.

Activity

Read the notes and fill in the blanks.

1. Fiji uses hydro power from _____ Hydro Dam.
2. Water energy is source free and _____
3. Wave energy is energy produced from the _____ of the ocean.
4. Setting up and maintaining a large wave power plant is too _____

expensive	clean	waves	Monasavu
-----------	-------	-------	----------