

NADI SANGAM SCHOOL
WORKSHEET # 6
SUBJECT: MATHEMATICS
YEAR 3



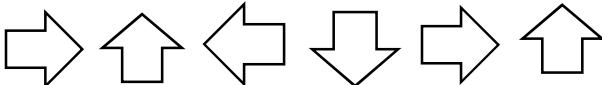
STRAND: Algebra

SUB – STRAND: Patterns

CLO: Students should be able to:

- Describe patterns in objects and drawings
- Generate number patterns related to grouping of numbers for 2, 3, 5 and 10.
- Explore and use algebraic expression to complete number patterns.

LESSON 1: Complete the following patterns

1.  _____ , _____ , _____ , _____ , _____ , _____
2.  _____ , _____ , _____ , _____ , _____ , _____ , _____
3.  _____ , _____ , _____ , _____ , _____ , _____ , _____

LESSON 2: Complete the number pattern

- 1) 7 , 8 , 9 , 10 , _____ , _____ , _____ , _____ , _____ , _____
- 2) 3 , 6 , 9 , 12 , _____ , _____ , _____ , _____ , _____ , _____
- 3) 42 , 40 , 38 , 36 , _____ , _____ , _____ , _____ , _____
- 4) 5 , 9 , 13 , 17 , _____ , _____ , _____ , _____ , _____ , _____
- 5) 100 , 200 , 300 , _____ , _____ , _____ , _____ , _____ , _____

LESSON 3: Translate these phrases into algebraic expressions.

Example: 5 times k. Answer: 5 x k

- 1) 7 is added to f. Answer: _____
- 2) Sum of 6 and e. Answer: _____
- 3) 8 minus t. Answer: _____
- 4) Take away 5 from w. Answer: _____
- 5) Product of 2 and b Answer: _____
- 6) 4 less than d Answer: _____

REFER TO MATHS YEAR 3 TEXT BOOK, PAGES 36 – 39, FOR ADDITIONAL NOTES & ACTIVITIES.

LESSON NOTES (WORKSHEET 6)

SUBJECT : English

YEAR/ LEVEL : 3

<u>STRAND</u>	Writing and Shaping
<u>CONTENT LEARNING OUTCOME</u>	Construct legible and logical images, sentences and paragraphs to express ideas.
<u>TOPIC</u>	<u>Adjectives</u>

Adjectives

Adjectives are words that tell us more or describe **nouns** or **pronouns**.

Example

1. She has a new bicycle.

Noun – bicycle

Adjective – new

2. He wore a blue shirt.

Noun - shirt

Adjective - blue

Activity

Write each sentence by using an adjective from the box.

cruel	sharp	five	rich
-------	-------	------	------

1. She used a _____ knife.
2. We have _____ fingers on each hand.
3. The _____ man gave money to charity.
4. The _____ boy kicked the dog.

Matching Adjectives

Match each adjective to the noun it describes.

- | | | |
|--------------|-------|------------|
| 1. Handsome | _____ | A. ape |
| 2. Ripe | _____ | B. cake |
| 3. Sponge | _____ | C. diamond |
| 4. Sparkling | _____ | D. road |
| 5. Hairy | _____ | E. person |
| 6. Long | _____ | F. banana |

LESSON NOTES (WORKSHEET 6)

SUBJECT : Elementary Science

YEAR/ LEVEL : 3

STRAND 3	Energy
CONTENT LEARNING OUTCOME	Demonstrate the concept of energy and explain its importance
TOPIC	Effects of heat on air

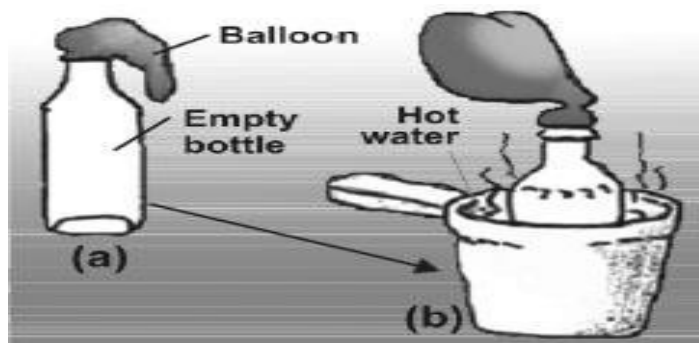
Lesson Notes

The air and the steam are both gases. Gases are made of particles. When gases are heated the particles move very fast . As they vibrate they also move further apart.

The gas expands. It takes up more space. The same number of gas particles in a larger space makes gas lighter. As the gas gets lighter it rises. As a gas cool it contracts and gets heavier. The heavier gas comes down.

Activity

Study the diagram below and answer the questions that follow.

**Underline the correct answer.**

1. What is in the bottle ? (nothing / air)
2. Air is a _____. (gas / solid)
3. When water gets hot the air inside the bottle _____. (expands / contracts)
4. As the air expands the balloon gets _____. (bigger / smaller)
5. Molecules in a heated gas _____. (move apart / break)

STRAND	SAFETY
CONTENT LEARNING OUTCOME	IMPORTANCE OF SAFETY MEASURES
TOPIC	<u>SAFE PLACES</u>

Safe Places

- If you are lost in town or in crowded places in city, look for the policeman or any security guard to assist you
- If you have lost a track in the forest, remember to move in a circular path so that you don't wander away. If you find a river or creek follow the river or creek down because it will bring you to seashore.
- If you are not feeling well, see the nearest nursing station/ health centre / hospital for treatment.
- You need to be strong if you are lost and do not panic.

When lost while shopping

- Never ask a stranger to help you.
- Do not go to the parking lot to check on your parent or guardian.
- Never let a stranger take your hand to help you.
- Look for a policeman and ask for help.
- Make sure you know your parents contact, if not then write them in a small notebook and carry it with you at all times.

ACTIVITY:

1. Draw and name a person who will help you when you are lost.
2. Who is a stranger?
3. If you are not feeling well. What should you do?
4. Why should you know your parents contact?
5. You need to be _____ if you are lost and do not _____.

1076 NADI SANGAM SCHOOL
LESSON NOTES (WORKSHEET 6)

SUBJECT : HINDI

YEAR/ LEVEL : 3

STRAND	Writing and Shaping
CONTENT LEARNING OUTCOME	Construct legible and logical images, sentences and paragraphs to express ideas.
TOPIC	लिंग

लिंग

शब्द के जिस रूप से उनके पुरुष या स्त्री होने का पता चले, व्याकरण में लिंग कहते हैं।

लिंग के दो भेद होते हैं : पुल्लिंग और स्त्रीलिंग

पुल्लिंग



लड़का



बैल

स्त्रीलिंग



लड़की



गाय

अभ्यास

इन स्त्रीलिंग और पुल्लिंग नाम को चुनकर सही खाली स्थान पर लिखो।

शेरनी	राजा	दादी	रानी	बेटा
बहन	बेटी	दादा	भाई	शेर

स्त्रीलिंग	पुल्लिंग

