

1752 Nadroga Sangam School

English Worksheet Three

Term 2 – 2021

Year 6

**Part I**

**Poetry**

Read the poem given below and answer the questions that follow.

Lovely lovely butterfly  
With open wings flying high  
Beautiful colours in the sky  
Sparkling light in my eyes.

By Lokame Juli

- a) Who is the poet?
- b) Give two pairs of words that rhyme?
- c) Where is the poem set?
- d) Write two sentences to explain what the poem is about.

**Part II**

**Usage**

Writing in Direct or Indirect Speech

- 1. Mela said that she would buy a bag . ( Write in direct speech)

\_\_\_\_\_

- 2. “ Don’t play with matches boys ,” said Mere. ( Write in indirect speech)

\_\_\_\_\_

Putting words in order.

Work out the correct order for the jumbled sentences given below.

- a) school / I must / early / come to / everyday

\_\_\_\_\_

b) polite / be / we / should / to everyone

---

1752 Nadroga Sangam School

**Mathematics Worksheet Three**

**Year 6**

**Word Problems**

	Question	Working	Answer
1.	Jone planted 3845 dalo tops in his farm. What would be the total number of dalo tops planted in his farm if his youth group planted another 4367 dalo tops?		
2.	Aunty Lusi baked a cake. She gave $\frac{1}{2}$ of the cake to Oni and $\frac{4}{10}$ of the cake to John. What fraction of the cake was given away?		
3.	Solo had 20 chickens. $\frac{2}{5}$ of them were females. What was the number of female chickens?		
4.	A bus from Paradise Transport Company can carry 70 students .How many buses will be needed to carry 1050 students?		
5.	Usher had \$28 for her shopping .She used $\frac{3}{4}$ of it to buy groceries. Write the amount she used to buy the groceries in dollars.		
6.	Tom has 8 liters of fruit juice. He wants to fill the fruit juice equally into 400mililiters packets. How many packets does he need?		
7	Mrs Bulou bought 5.5 kg of rice from a supermarket. How many grams of rice did she buy?		
8	Monica who is in Year 6 usually sleeps for 8 hours. If she wakes up at 6am daily, what time does she normally go to sleep?		
9.	Mrs Tara had \$48 .She shared \$6 equally amongst all her children. How many children did she have?		
10.	There are 22 classes in school. If each class has thirty children, how many children are there altogether in the school?		



**Topic – Say No To Drugs – week 3**

- Every day we are exposed to thousands of different chemicals, many of which are man-made.
- Harmful substances come in many forms and different types. If we do not protect ourselves from these harmful substances we can get sick, loose our mental health or even die.

**Activity**

1. Your best friend offers you a roll of cigarette to smoke.
  - a. What will you do?

---

---

2. Jone invited you to go on a picnic trip. At the picnic Jone was sniffing glue from a can. List down some problems Jone can face from glue sniffing.

---

---

---

**1752 Nadroga Sangam School**  
**Social Studies - Lesson Notes- week 3**  
**Year 6 – Term 2, 2021**

**Topic – Land and Water Resources**

- Resources is a stock or supply of things to satisfy human needs.

**Why should we use our resources wisely?**

- For future generation
- To save time and money
- To protect nature
- Care for Earth

**Misuse of Resources will lead to?**

- Landslides
- Flooding
- Rise in sea level
- Endangered species
- Less food
- Dirty water
- More pollution
- More deaths

**What must you do?**

- Avoid pollution
- Afforestation
- Protect corals
- No overfishing
- Eat healthy foods
- Avoid poor lifestyle disease

**Land Resources**

- Plants
- Animals
- Energy ( solar , water , wind )
- Water
- Gas
- Money
- Oil

- Gold
- Copper
- Silver , diamonds
- Tourism

**Water Resources**

- Fish
- Oil
- Muscles
- Prawns
- Money
- Water
- Energy ( wave , hydropower )
- Gas
- Tourism

**Activity**

1. What are resources?

---

---

2. Why should we look after our resources?

---

---

3. What will happen if we misuse it?

---

---

4. List two land resources and two water resources.

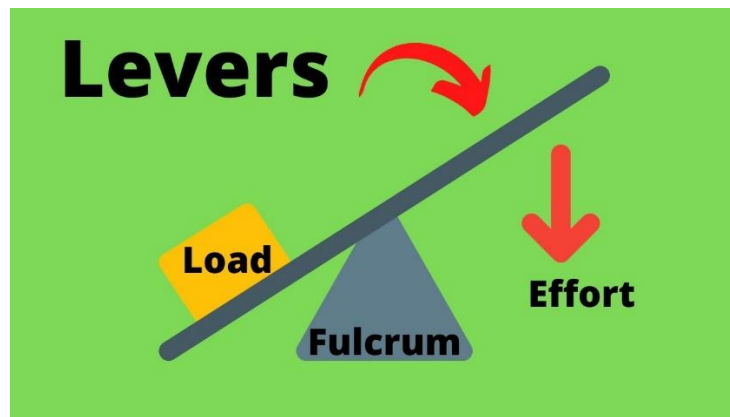
---

---

**1752 Nadroga Sangam School**  
**Elementary Science Lesson Notes – week 3**  
**Year 6 – Term 2, 2021**

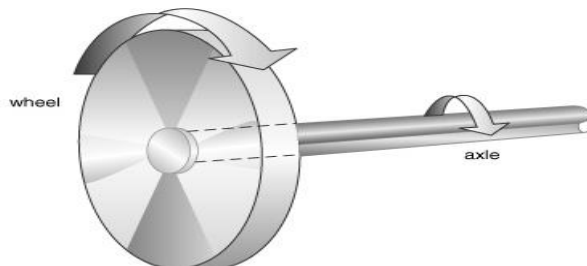
**Topic – Forces, Levers and Pulleys**

- Wheels and machines are two simple machines that assist in making work much easier.
- Pulleys and levers are simple machine.
- A **lever** – is a stiff rests on a support called **fulcrum** which lifts or move loads.
- They make it easier to lift and move things.



**Wheels and Axle**


- A wheel is combined with an axle and is classified as an axle.
- The main advantage of the wheel is that it offers a little friction.
- Most of the effort is applied to a sledge is used in overcoming friction with the ground.
- An axle is the central shaft for rotating wheel or gear.
- On wheeled vehicles, the axle may be fixed to the wheels, rotting with them or fixed to the vehicle.
- Wheels are used in pulley and winches.





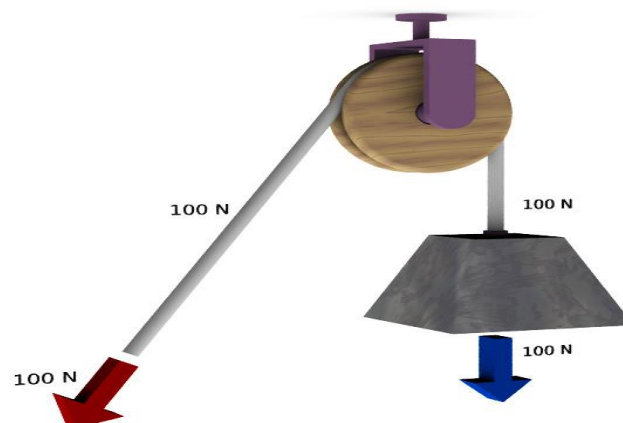
## Gears

- Gears are wheels with teeth or cogs.
- To do any work with a gear, you need to have at least two cogs with their teeth fit together.
- When you turn one gear, the other one turns too.
- One gear can make another one turn faster but it can also make it turn in different direction.



## Pulley

- Pulley is a kind of machine.
- It is a grooved wheel or a combination of grooved wheels.
- A pulley is used together with a rope or chain and can be used to lift heavy masses.
- The simplest type of pulley is the single fix pulley commonly used in flag poles, clothes lines and wells.



**Importance of care and safety when working with machines.**

- Always listen to the teacher and follow the instructions.
- Do not run in the workshop.
- Always be patient, do not rush in the workshop.
- Always use a guard when working with machines.
- Keep hands away from rotating / moving machinery.
- Wear good strong shoes, training shoes are not suitable.

**Personal Safety Gear**

- Safety glasses – safety glasses protect your eyes from chemical injury.
- Hearing protectors – protect your ears high intensity noise pollution in the workshop.
- Proper clothes – wear appropriate clothes so that it doesn't get tangled in the machines.
- Dust masks – protects you from dust particles.

**Activity**

1. What is a machine?

---

---

2. Name two types of machines?

---

---

3. List two cares and safety when working with machines.

---

---

4. Name one personal safety gear and its use.

---

---