

1874 NASINU SANGAM PRIMARY SCHOOL

Year 7

ENGLISH

Weekly Home Study Package 3


*Write the passage below the pictures in your English Composition Exercise Book.

*There are 16 words missing from the following story.

*The words are given at the end of the story, try to fill in the blank spaces.

Poor Pusi !

(Look at the drawings before you begin with the exercise.)



One day Samu was going to his garden _____ his dog, Koli. Suddenly Koli started barking loudly.

“What’s _____, Koli?” shouted Samu.

He soon found out! Koli was _____ Epi’s cat, Pusi. Poor Pusi quickly climbed a tree to escape _____ Koli.

Samu took Koli away, but he did not _____ that Pusi could not climb down from the tree.

“Meeow! Meeow!” cried Pusi. She was _____ in the tree, feeling very sad. Luckily, Epi was on his way _____ from school. He heard Pusi crying and climbed up the tree to help her. Unfortunately, he could not _____ down either!

“Help! Help!” cried Epi. His friend Samu _____ his cries and came back to the tree. “What’s the _____, Epi?” asked Samu. “I can’t climb down with Pusi _____ my hands,” Epi replied.

“I’m sorry, Epi. It’s all my _____,” Samu apologized. “I’ll go and get a ladder. Samu _____ back to Korodina, their village, and brought the school’s ladder. It was not long _____ Epi and Samu were on _____ way home, carrying Pusi with them.

“You naughty dog, Koli!” growled Samu. Koli, feeling very _____ of himself, trotted slowly along behind them.

WORDS

know	with	rushed	ashamed
climb	matter	wrong	in
their	before	heard	home
chasing	from	fault	stuck

***Write the following questions on your English Activity Exercise Book and then answer them.**

Questions

Answer each of the following questions in complete sentences.

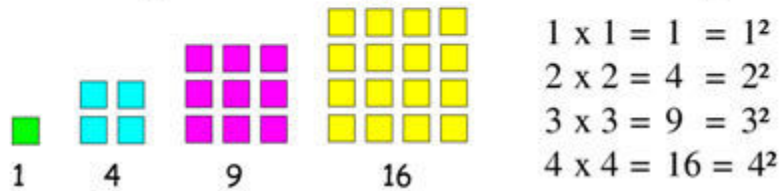
1. How long does it take you to get to school?
2. How long do you spend doing homework every day?
3. How long does it take to make a cup of tea?
4. How long does it take you to get dressed in the morning?
5. How long does it take you to brush your teeth?

STRAND 2: ALGEBRA

SQUARE NUMBERS

Square Numbers

Numbers which can be arranged in a square shape - for example:



EXAMPLE

Square Numbers

★ $1 \times 1 = 1$	★ $9 \times 9 = 81$
★ $2 \times 2 = 4$	★ $10 \times 10 = 100$
★ $3 \times 3 = 9$	★ $11 \times 11 = 121$
★ $4 \times 4 = 16$	★ $12 \times 12 = 144$
★ $5 \times 5 = 25$	★ $13 \times 13 = 169$
★ $6 \times 6 = 36$	★ $14 \times 14 = 196$
★ $7 \times 7 = 49$	★ $15 \times 15 = 225$
★ $8 \times 8 = 64$	

6^2 means: $6 \times 6 = 36$

Therefore, $6^2 = \underline{36}$

4^2

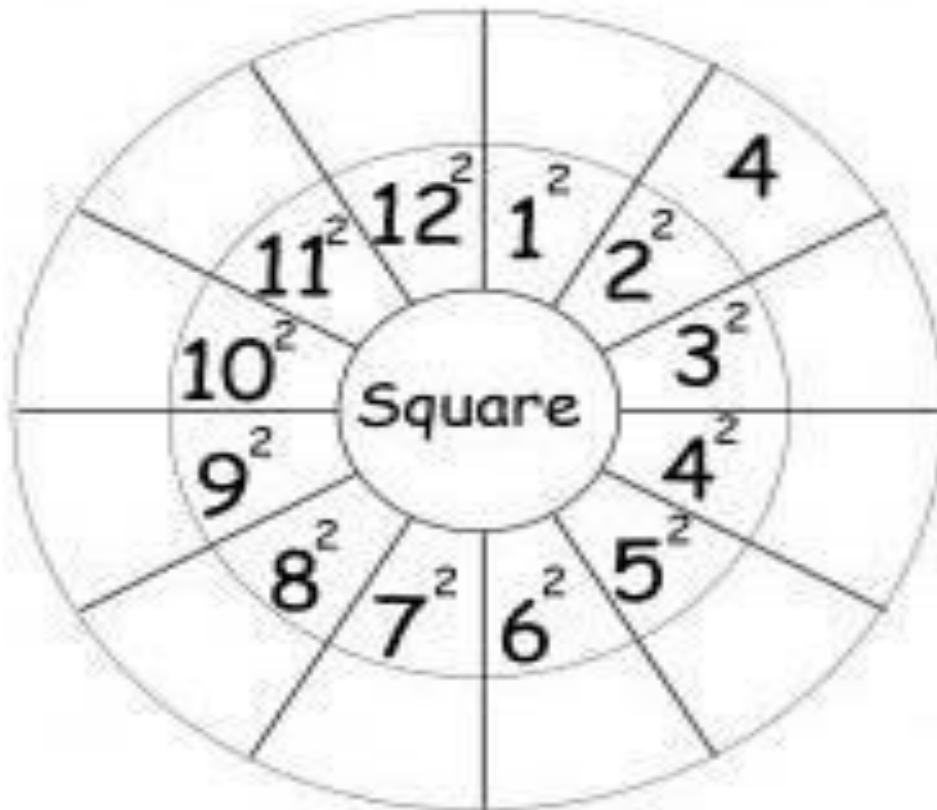
The flying 2 represents the square sign.

So we read the given number as **FOUR SQUARED**

(copy the notes in your maths book)

ACTIVITY

1. Find the square numbers in the wheel below.



2. List the 5th, 6th and 7th square number.

Lesson Notes

Strand 2 Matter

Sub strand 2.1 Investigating Matter

Soluble and Insoluble Substances

What is a soluble substance?

*A substance that can dissolve in another substance.

*An example is grease on your skin can be removed by kerosene. Grease dissolves in kerosene.

What is an insoluble substance?

*A substance which do not dissolve. When you put them in water they will not dissolve.

*An example is plastic in water.

Experiments: Soluble and Insoluble Substances.

**The experiment will be done in school. Copy the table below and it will be filled after the experiment is conducted in school.*

Result

Table 2.1

TEST TUBE	SUBSTANCE	OBSERVATION	SOLUBLE/INSOLUBLE
A	Copper sulphate		
B	Salt		
C	Sugar		
D	Chalk		
E	Sand		
F	Stone		

Conclusion

1. Which of the substances you tested were soluble and formed a solution in water?
2. Which of the substances you tested were insoluble in water?

1874 NASINU SANGAM PRIMARY SCHOOL

Year 7

ITAUKEI

Weekly Home Study Package 3

LESSON NOTES

Wase 10

Na Bati

1. Na veivosa me nanumi:

tibitibi	: na veitarataravi ni veiyawaki ni batinigasau ka cula kina na sogase vadra.
veisamei	: e rua na vanua erau dau veisisivi ena vosa kei na imoimoi ni Veivakacacani ni tautauvata na nodrau itavi vakavuna vua na Turaga.
isakisaki	: e dua na ka e da vaqoroqoroya ka cibitaka.
liga ni iwau	: na bati se tamata ni valu.
tekilaka	; e dua na ka e qumi kaukauwa na kena dia ka biu sobu. Vakaukauwa me rau sota kei na dua tale na ka kaukauwa.
kubu	: dro.
kana leca	: e dua e kana cala,kania na kakana e tabu kina (vakavuna.)
gasavusavu	: turu ka drodro.
qumu	: boro.

2. Na ivosavosa vakaViti:

- (a) Na liga ni kau : ko koya e nona itavi vakavanua me dau ta waqa se tara vale.
- (b) Na liga ni iwau : ko koya e nona itavi vakavanua me valataka na turaga.
- (c) Sa buku na druadrua : se lewai ka vakarautaki e dua na kaba ena ivalu.
- (d) Sa vua na koro : sa vakamalumalumutaki e dua ena ivalu.

***Na veitaro era koto ogo me na vukei ira na gone na itubutubu na kena saumi.**

3. Cakacaka Lavaki

- a) Na mataqali cava e bati ena nomu koro? Nomu yavusa?
- b) Na cava beka erau veitabani kina e rua na vanua bati?
- c) Na mataqali cava e rau na dui lewena na liga ni kau kei na liga ni wau?
- d) Ni ra cibi na lesu mai na ivalu, na cava era kitaka ka cava e kena ibalebale?
- e) Na cava e dodonu me dau cakava o koya e kana leca?
- f) Na cava soti na nona itavi na bati ena nomudou koro?

***(Me ra wilika na Wase 10 Na Bati ena Nanuma Lesi 1, taqana e 46-49 ka sauma na kena taro.)**

NASINU SANGAM SCHOOL

Year: 7

Subject: HEALTHY LIVING

Weekly Home Study Package 3

THEME: Building Healthy Relationships

RESPONSIBLE BEHAVIOURS

1. We all have rights as humans.
2. Every right comes with responsibility.
3. We should not misuse our rights.
4. It is important that we behave in a way that does not conflict with the rights of other people.
5. We should respect each other's rights.

Respecting the rights of other people

Exercise 1

Given below are some behaviours.

Tick the ones that you must follow and put a cross on the ones you must not follow

Borrowing your friend's shoes to wear	<input type="checkbox"/>
Burgling a house	<input type="checkbox"/>
Writing drawings on someone's front door	<input type="checkbox"/>
Breaking a window of a neighbour's house when playing with a ball	<input type="checkbox"/>
Helping your younger brother in his studies	<input type="checkbox"/>
Joining a human rights group in your community	<input type="checkbox"/>
Stopping a group bullies from teasing a student in school	<input type="checkbox"/>
Deliberately hurting another person	<input type="checkbox"/>
Making fun of a person with disabilities	<input type="checkbox"/>
Making an awareness on "rights" in your community	<input type="checkbox"/>

NASINU SANGAM SCHOOL
WEEKLY HOME STUDY PACKAGE 3
YEAR 7 HINDI

विषय: बाढ़

नीचे दिए गए बोधन को ध्यान से पढ़िए ।

“आज के मौसम की खबरों में कहा गया है कि हवा दक्षिण पूर्व से झोंके के साथ चलेगी । तेज़ हवा के साथ-साथ गम्भीर वर्षा होती रहेगी । दोपहर से पहले धीमी गति से हवा चलेगी और वर्षा भी होगी । दोपहर के पश्चात गम्भीर वर्षा होने की सम्भावना है ।”

सुबह सवा ६ बजे यह खबर प्रसारित की गई थी । लगभग दस बजे आकाश में काले बादल छा गए । हवा झोंके के साथ चलने लगी । पानी बरसना आरम्भ हो गया ।

पानी बरस रहा था और इतना बरस रहा था कि रुकने का नाम ही न ले रहा था । दिन और रात और दूसरे दिन तक निरन्तर गम्भीर वर्षा होती रही । नाले चढ़ गए और नदियों में बाढ़ आ गई । रास्तों पर भी पानी आ गया । इतने में रेडियो द्वारा सूचना प्रसारित की गई । यह सूचना नाबुआ और रेवा जिले के निवासियों के लिए थी ।

“रेवा और नाबुआ गाँव के निचले इलाके में बाढ़ का पानी बढ़ता जा रहा है । इन बस्तियों के लोगों को तुरन्त ऐसे स्थानों पर चले जाना चाहिए जहाँ पर बाढ़ का पानी पहुँचने की सम्भावना न हो ।”

खेतों में बाढ़ का पानी पहुँचने लगा । देखते ही देखते खेत और फसल डूब गई । फिर भी पानी बरसता ही जा रहा था । जिधर देखो उधर बाढ़ का पानी दिखाई दे रहा था ।

लोगों में हलचल मच गई । लोग अपने-अपने घरों को छोड़ कर ऊँचे स्थानों की तरफ भागे जा रहे थे । केवल दो दिनों की गम्भीर वर्षा के कारण खेतों में फसल बरबाद हो गई थी ।

पेड़-पौधे नष्ट हो गए थे । पशु-पक्षी और घरों की बहुत अधिक हानि हुई । बाढ़ पीड़ितों में उदासी ही उदासी छा गई ।

अभ्यास कार्य

सही उत्तर को चुन कर अपनी अभ्यास पुस्तिका में लिखिए ।

१. मौसम का समाचार लोगों तक कैसे पहुँचाया गया ?

- | | |
|------------------------|------------------|
| क. डाक द्वारा | ख. रेडियो द्वारा |
| ग. सरकारी दफ़तर द्वारा | घ. दूरभाष द्वारा |

२. मौसम की खबर किस वक्त प्रसारित की गई थी ?

- | | |
|-------------------------------|--------------------------------|
| क. सात बजे | ख. छः बजे |
| ग. पाँच बज कर पन्द्रह मिनट पर | घ. पाँच बज कर पैंतालीस मिनट पर |

३. दूसरी सूचना खास कर किन-किन इलाकों के लिए प्रसारित की गई थी ?

- | |
|---|
| क. नावुआ के मज़दूरों के लिए |
| ख. रेवा के किसान के लिए |
| ग. नावुआ और रेवा के लोगों के लिए |
| घ. रेवा और नावुआ गाँव के निचले भाग में रहने वाले लोगों के लिए |

४. पानी बरसना कब शुरू हुआ ?

- | | |
|----------------|----------------|
| क. लगभग दस बजे | ख. रात को |
| ग. दिन को | घ. सुबह छः बजे |

५. किसानों की फ़सलों की नुकसानी कैसे हुई थी ?

- | | |
|---------------|-----------------|
| क. आग के कारण | ख. बाढ़ के कारण |
|---------------|-----------------|

NASINU SANGAM SCHOOL

Year: 7

Subject: SOCIAL SCIENCE

Weekly Home Study Package 3

UNIT 3: PLACE AND ENVIRONMENT

BELONGING TO SPECIAL PLACES

3.1 FEATURES OF PLACES

3.1A WHAT ARE SPECIAL PLACES AND SPACES?

- Sometimes we imagine special places for ourselves.
- We have special feeling about these particular places.
- They might be the white sandy beach back at the village where we usually played with our friends when we were young, the river or creek beside our home that we swam in after school or the church building where we attended our Sunday School.

Think of places that are always special to you and answer the following questions;

- 1) Why is the place special?
- 2) How often do you visit the place?
- 3) How far is the place from your home?
- 4) Are there other people who visit this place often?