

**RAVIRAVI SANGAM SCHOOL**  
**YEAR 3**  
**MATHEMATICS**  
**WORKSHEET 2**

<b>STRAND</b>	<b>Numbers</b>
<b>SUB-STRAND</b>	<b>Fractions</b>
<b>CONTENT LEARNING OUTCOME</b>	Demonstrate and use representations to show that a unit of fraction is a part of a whole

**LESSON NOTES**

**Fraction**

A fraction simply means a **part of a whole** or any number of **equal** parts. It describes how many parts of a certain size there are for example: (a)



This shape is divided into 2 equal parts known as **half** in fraction.

This shape is divided into 3 equal parts known as **thirds** in fraction

This shape is divided into 4 equal parts known as **quarters** in fraction.



(b)

There are 2 parts of this shape and 1 part is shaded. This means that **1 half** of this shape is shaded



There are 4 parts of this shape and 2 parts are shaded. This means that **2 quarters** of this shape is shaded



There are 3 parts of this shape and all the 3 parts are shaded. This means **3 thirds** of it is shaded. When **all** the parts of a shape is shaded, it is referred to as **1 whole**.

**ACTIVITIES/EXERCISES**

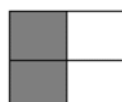
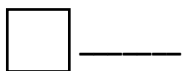
Write the fraction of the shape shaded.



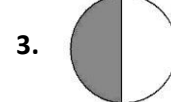
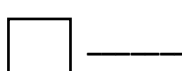
1 **Half**



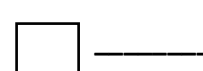
1.



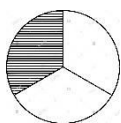
2.




3.




4.



5.



6.



7.

