

**2034 NANUKU SANGAM SCHOOL
NEW TERM RE-ALIGNED
WORKSHEET 1 -2021**

Subject: Language, Literacy and Communication (English) Year: 1 Name: _____

Strand	Listening and communicating
Sub Strand	Listening and responding
Content Learning Outcome	<ul style="list-style-type: none"> • Read simple compositions. • Understand the given activities and write the answers.

New Words

Birthday lovo cake table wait

Text

My Birthday
Written by Anna O'Neill

**Father makes a lovo.
 Mother bakes a cake.
 Tevita sets the table.
 I sit and wait.
 It's my birthday.**

Activity 1

Fill in blanks.

B__rth__ay l__vo c__k__ ta__le wa__t

Activity 2

Rewrite and learn the given words.




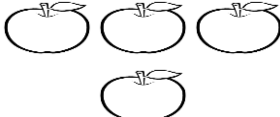
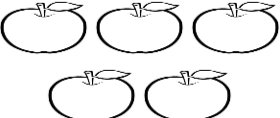
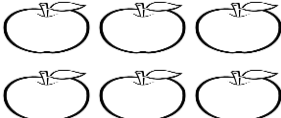
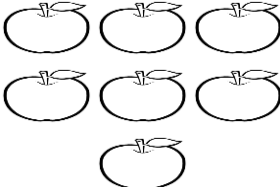
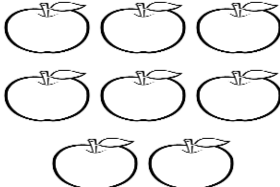
Birth day			
lo vo			
Ca ke			
Table			
Wait			

**2034 NANUKU SANGAM SCHOOL
NEW TERM RE-ALIGNED
WORKSHEET 1 -2021**

Subject: Learning to Know (Maths) Year: 1 Name: _____





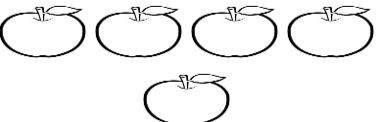
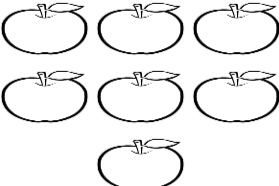
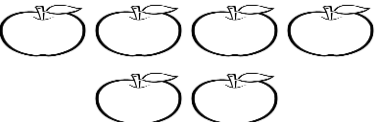
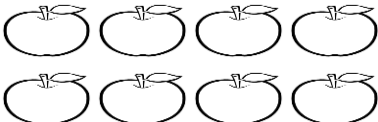
Strand	Early Mathematics
Sub Strand	Numbers
Content Learning Outcome	Write and recognize numbers in numeral form from 1-8 and understand how many each number represents.

Lesson Notes

			
1 - one	2- two	3- three	4- four
			
5- five	6- six	7- seven	8- eight

Activity

Match correctly.

	Eight	
	Two	
	Three	
	Six	
	Five	
	Four	
	seven	

2034 NANUKU SANGAM SCHOOL
NEW TERM RE-ALIGNED
WORKSHEET 1

Subject: Veika Vaka-viti

Year: 1

Name: _____

STRAND	Vakarorogo kei na Cavuti ni vosa
Sub- Strand	Na Veivanua e vakayagataki kina na vosa
Content Learning outcome	Vakadikeva na I tukutuku e rogoci me saumi kina na taro kei na kena vakadewataki ena veigaunisala duidui ni vakau itukutuku.

VOSA VOVOU

Vulica na veivosa vovou oqo.

1. yaga 2. ceguva. 3. vakalaca. 4. liwa. 5. cagi. 6. biliga 7. marau. 8. veika.
9. Eda 10. waqa. 11. kaukauwa. 12. tiko 13. yavavala 14. tabanikau.

Cakacaka Lavaki

1. Vola e so na vosa me vakaotia na yatuvosa e ra me baleta na waqa..

- a. E yaga na _____.
- b. Eda _____.
- c. E biliga na waqa _____.
- d. Era yavavala na _____.

2. Wirina na vosa ka dodonu me lako vata kei na vosa ka toqai koto e ra.

- a.) Cagi - davu lako liwa
- b.) waqa- kaba vakalaca qasi
- c.) tabanikau- draunikau dalo uvi
- d.) marau- vutugu cudru dredre

**2034 NANUKU SANGAM SCHOOL
NEW TERM RE-ALIGNED
WORKSHEET 1 -2021**

Subject: Living and Learning Together Year: 1 Name: _____

Strand	Myself and Others
Sub Strand	My Birthday
Content Learning Outcome	To be able to understand what is birthday and why do we celebrate birthdays and the things needed to celebrate it.






New Words

Birthday Celebrate balloons cake Juice Gift

Lesson Notes

- We all celebrate birthday.
- It is a very special day.
- Birthday is the day we were born.

Things we see at a birthday party.

				
Cake	Gift	Balloons	Juice	Birthday hat

Activity 1

Match the pictures correctly.



Balloons



Cake



Gift

Activity 2

Draw and colour:

Birthday Party Scene

**2034 NANUKU SANGAM SCHOOL
NEW TERM RE- ALIGNED
WORKSHEET 1 -2021**

Subject: Physical Development, Health and Well Being Year: 1 Name: _____

Strand	Healthy Living
Sub Strand	Perceptual motor development
Content Learning Outcome	To be able understand why hand washing is important and the correct hand washing steps.

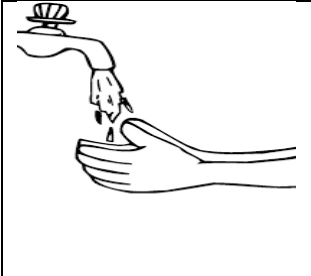

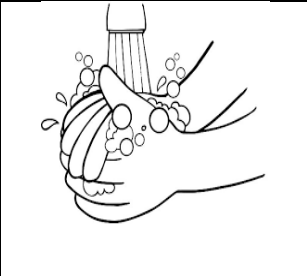

New Words

Washing hands before after eating

Lesson Notes

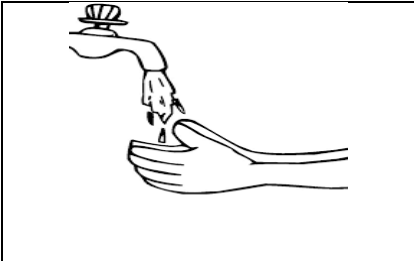

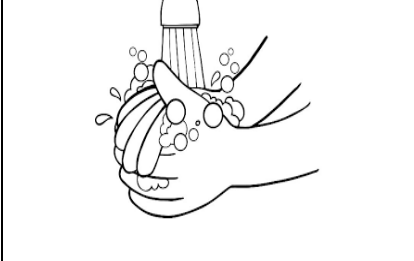

- We should wash our hands before and after eating food.
- Washing of hands kills the germs on our hands.

Steps of hand washing.

			
Step 1	Step 2	Step 3	Step 4

Activity 1

Match the pictures with the correct steps.

	Step 1	
	Step 2	
	Step 3	
	Step 4	

**2034 NANUKU SANGAM SCHOOL
NEW TERM RE-ALIGNED
WORKSHEET 1 -2021**

Subject: Learning to Know (E/S) Year: 1 Name: _____

Strand	Living Things
Sub Strand	My Birthday
Content Learning Outcome	<ul style="list-style-type: none"> To be able to name and label foods we get from plants.





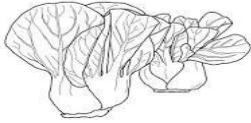

New Words

Birthday plants food eggplant corn mango cabbage

Lesson Notes







We get food from animals and plants.

- Different types of food we get from plants:

 Eggplant	 Mango	 Corn
 Pineapple	 Cabbage	 Capsicum

Activity 1

Match the pictures with its correct name.

	Corn Mango	
	Cabbage Egg Plant	
	Pineapple Capsicum	

**2034 NANUKU SANGAM SCHOOL
NEW TERM RE-ALIGNED
WORKSHEET 1 -2021**

Subject: Language, Literacy and Communication (Hindi) Year: 1 Name: _____

Strand	बोलो, पढ़ो और लिखो ।
Sub Strand	ट की पहचान ।
Content Learning Outcome	ट को पहचाने और शब्द को पहचाने ।





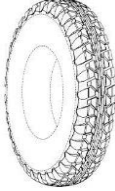

Lesson Notes

सिखो

ब स न ल त ट

बस सब नल बल नस

टेलीफोन टमाटर टोली टोकरी टायर टोपी

					
टमाटर	टेलीफोन	टोली	टोकरी	टायर	टोपी

अभ्यास




जोड़ कर लिखिए ।

टो + ली = _____

टो + पी = _____

ट + मा + ट + र = _____

इन्हें पूरा किजिए ।

		
<input type="text"/> माटर	<input type="text"/> ायर	<input type="text"/> ोपी

