


Strand	Reading and Writing
Sub- strand	1. Reading                      2. Writing
Content	1. To be able to read simple words and sentences.
Learning	2. To be able to understand what are verbs and match correctly.
Outcome	3. To be able to write simple sentences.

**Lesson Notes**

**VERBS** are words that show an action (e.g.; sing), occurrence (e.g.; develop), or state of being (e.g.; exist).

*\* In simple words VERBS are ACTION words; things that we can do.*

Examples:



**Activity 1- Match the pictures showing the verbs to its description.**



•

• swim



•

• play



•

• sleep



•

• read



•

• eat

**Activity 2- Write a sentence for each verb given.**

	I like to play.
	_____
read	_____.

	I can dance.
	_____
swim	_____.





Strand	Healthy Living
Sub-Strand	Perceptual motor development
Content Learning Outcome	Children should be able to identify some unacceptable behavior towards friends.

Lesson Notes


Theme: Friends

Topic: Making Friends-Things not to do with peers.

- Some of the things we should not do to our friends are:

			
pulling hair	teasing	making them cry	fighting

Activity(a): Cross out 3 pictures that shows not being good to friends.




Activity(b): ✓ the correct statements and ✗ the incorrect statements.

- |                                 |                          |
|---------------------------------|--------------------------|
| 1. Share and care with friends. | <input type="checkbox"/> |
| 2. Tease your friends.          | <input type="checkbox"/> |
| 3. Make your friend cry.        | <input type="checkbox"/> |
| 4. Pull your friend's hair.     | <input type="checkbox"/> |
| 5. Fight with your friend.      | <input type="checkbox"/> |



Strand	Early Mathematics
Sub- strand	Numbers (Whole Numbers)
Content Learning Outcome	To be able to recognize number symbol for number 16, know the number name and count and draw or count and write/ colour 16 objects.

**Lesson Notes- Number 16, number name and how many does it represent.**

Number symbol	Number name	How many it represents?
<b>16</b>	<b>Sixteen</b>	

**Activity 1- Copy and write number 16 and the number name spelling.**

**16**    \_\_\_\_\_

**16**    \_\_\_\_\_

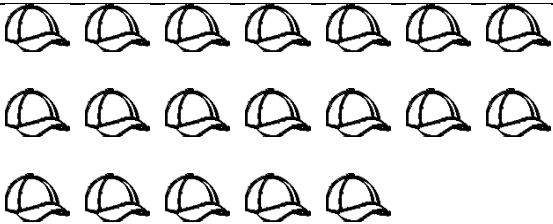


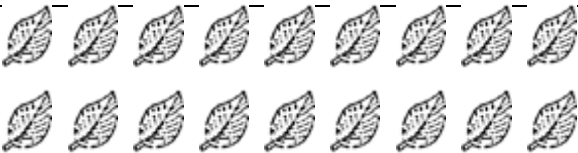
**16**    \_\_\_\_\_

**Sixteen**    \_\_\_\_\_

**Sixteen**    \_\_\_\_\_

**Sixteen**    \_\_\_\_\_

**Activity 2- Count and colour 16 in each set.**

**Activity 3- Draw and Colour:**

16 apples	16 flags
16 bananas	16 carrots









Strand	Myself and Others
Sub-Strand	Relationships and Emotions
Content Learning Outcome	Children should be able to draw and colour playing with a friend.

Lesson Notes

Theme: Friends

TOPIC: Playing with my Friend

Some games we play with our friends are:

			
Swing	Blocks	Monkey bar	Skipping
			
Ball	Sand	See-saw	Slide

Activity: Draw and colour you playing with your friend. Draw only one game you like to play with your friend. You may choose from above or draw your own.

Playing with my Friend



2036 Penang Sangam Primary School  
Year 1  
Vosa Vaka Viti  
Worksheet 9

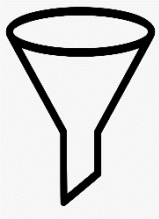



**Strand:** Na Veika Vakaviti

**Sub Strand:** Na Rorogo

**CLO:** Ni na oti na nodra cakacaka era sa na kila na cavuqaqataka na veiorogo "Ff".

fa	fe	fi	fo	fu
----	----	----	----	----

Me ra cavuqaqataka na rorogo Ff ka me ra qai cakava na cakacaka e lavaki.

			
fanala	fama	falawa	feri

Veisataka:



fama



falawa



feri

2036 PENANG SANGAM PRIMARY SCHOOL

Year: 1  
Elementary Science  
Worksheet 9






Strand	Living things and the environment.
Sub-Strand	Observation, exploration and investigation
Content Learning Outcome	Children should be able to identify some things we get from river.

Lesson Notes



Theme: Friends

Topic: River

1. We go fishing with friends to the river.
2. We go swimming with friends to the river.
3. We get a lot of things from the river.
4. We get water from the river.
5. We get fish from the river.
6. We get prawns from the river.
7. We get eel from the river.
8. We get kai from the river.







				
Water	Fish	Prawn	Eel	Kai

Activity: Match the picture to its name.

1.  • • Prawn
2.  • • Kai
3.  • • Water
4.  • • Fish
5.  • • Eel

Strand	Reading and Writing
Sub- strand	1. Reading                      2. Writing
Content Learning Outcome	1. To be able to read simple words and sentences. 2. To be able to shape letter ग . 3. To be able to write simple words and sentences.

**Lesson Notes-** अक्षर ग से कुछ शब्द ।

					
गाजर	गमला	गोभी	गुलाब	गाय	गधा







कार्य एक- अक्षर ग को देख कर लिखिए । (Copy and Write)

ग        -----        -----        -----        -----        -----        -----        -----        -----        -----        -----        -----

ग        -----        -----        -----        -----        -----        -----        -----        -----        -----        -----        -----

ग        -----        -----        -----        -----        -----        -----        -----        -----        -----        -----        -----







कार्य दो- ऊपर दिए गए चित्रों को देख कर चित्र बनाइए ।

					
गाजर	गमला	गोभी	गुलाब	गाय	गधा

कार्य तीन- दिए गए शब्दों को देख कर लिखिए । (Copy and Write these words and learn the spellings)

गाजर	गमला	गोभी	गुलाब	गाय	गधा
-----	-----	-----	-----	-----	-----
-----	-----	-----	-----	-----	-----
-----	-----	-----	-----	-----	-----

कार्य चार - दिए गए चित्रों के लिए एक वाक्य लिखिए । (Write a sentence for each picture)

	यह एक गाजर है ।
	_____
	_____
	_____
	_____
	_____