

**2034 NANUKU SANGAM SCHOOL**  
**NEW TERM RE-ALIGNED**  
**WORKSHEET 2 -2021**

Subject: Language, Literacy and Communication (English) Year: 1 Name: \_\_\_\_\_

<b>Strand</b>	Reading and Writing
<b>Sub Strand</b>	Reading and Writing
<b>Content Learning Outcome</b>	<ul style="list-style-type: none"> <li>• Read simple compositions.</li> <li>• Understand the given activities and write the answers.</li> </ul>

New Words

Umbrella                  Uniform                  Unicorn                  Under                  Ugly

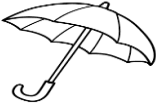


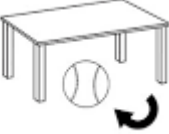

Letters

T                  U                  V                  W

Read the text

My Friend  
 I have a friend.  
 His name is Tom.  
 She is six years old.  
 I love my friend.

Learn the words:

				
Umbrella	Uniform	Unicorn	Under	Ugly

Activity 1

Read and write:

Umbrella \_\_\_\_\_

Uniform \_\_\_\_\_


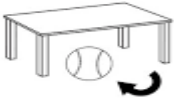
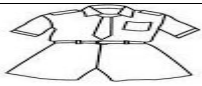

Unicorn \_\_\_\_\_

Under \_\_\_\_\_

Ugly \_\_\_\_\_

Activity 2

Rewrite and learn the given words.

	Ugly	
	Uniform	
	Under Umbrella	



**2034 NANUKU SANGAM SCHOOL  
NEW TERM RE-ALIGNED  
WORKSHEET 2 -2021**

**Subject: Learning to Know (Maths)      Year: 1      Name: \_\_\_\_\_**

Strand	Early Mathematics
Sub Strand	Numbers
Content Learning Outcome	Write and recognize number 15 in numeral form and words. Draw and colour 15 objects.

**Lesson Notes**

- These are **15** (Fifteen) stars.



- We write 15 in words as **Fifteen**.

**New words**

Number              Fifteen

**Activity 1**

Make a total of 15.

1.	
----	--

**Activity 2**

Read and write:

Fifteen \_\_\_\_\_

Fifteen \_\_\_\_\_

**Activity 3**

Fill in the missing letters.

\_\_\_ifteen              F\_\_\_fteen              Fi\_\_\_teen              Fif\_\_\_een              Fift\_\_\_en

**Activity 4**

Fill in the missing numbers.

	2		4	
6		8		10
	12		14	

**Activity 5**

Circle number 15 only.

15	11	15	18	12
13	15	14	10	18
12	14	15	11	15
16	10	12	15	17

2034 NANUKU SANGAM SCHOOL  
NEW TERM RE-ALIGNED  
WORKSHEET 2

Subject: Veika Vaka-viti

Year: 1

Name: \_\_\_\_\_

<b>STRAND</b>	Vakarorogo kei na Cavuti ni vosa
<b>Sub- Strand</b>	Na Veivanua e vakayagataki kina na vosa
<b>Content Learning outcome</b>	Vakadikeva na I tukutuku e rogoci me saumi kina na taro kei na kena vakadewataki ena veigaunisala duidui ni vakau itukutuku.

**VOSA VOVOU**

Vulica na veivosa vovou oqo.

1. bebe 2. veico. 3. Raica. 4. dau. 5. vodre. 6. ono 7. vuka. 8. veitabanikau.  
9. yavana

**Cakacaka Lavaki**

1. Vola e so na vosa me vakaotia na yatuvosa e ra me baleta na waqa..

- a. E dau vuka na \_\_\_\_\_.
- b. E dau vuka e \_\_\_\_\_.
- c. E dau vuka tale ga na \_\_\_\_\_.
- d. E dau vuka e \_\_\_\_\_.

2. Wirina na vosa veibasai..

- a.) vuka - ro / cici
- b.) levu- lako / lailai
- c.) vucesa- makutu / doce
- d.) rairai ca- rairai vinaka / matau

3. **Wirina na vosa ka duidui vei iratou.**

- a.) vodre bebe toa lago
- b.) soqe lairo mana qari
- c) lako dabe kiso cici
- d.) koli vuaka belo ose

**2034 NANUKU SANGAM SCHOOL  
NEW TERM RE-ALIGNED  
WORKSHEET 2 -2021**

**Subject: Living and Learning Together      Year: 1      Name: \_\_\_\_\_**

<b>Strand</b>	Myself and others
<b>Sub Strand</b>	Relationships
<b>Content Learning Outcome</b>	Identify relationships with other children and adults.











New Words

**Grandfather      Grandmother      Uncle      Aunty      Cousins      Friends      Brother**

Lesson Notes

- Grandfather and grandmother are the father and mother of your parents.
- Uncle are your father's or mother's brother.
- Aunty is your mother's or father's sister.
- Cousins are the children of your aunty and uncle.

Relationships

 <b>Grandmother</b>	 <b>Grandfather</b>	 <b>Aunty</b>	 <b>Cousins</b>	 <b>Sister</b>
 <b>Uncle</b>	 <b>Friends</b>	 <b>Brother</b>	 <b>Mother</b>	 <b>Father</b>









Activity 1

Fill in the blanks.

\_\_\_unt\_\_\_      M\_\_\_ther      F\_\_\_the\_\_\_      Si\_\_\_ter      U\_\_\_cle  
Gra\_\_\_dmot\_\_\_er      Fr\_\_\_ends      Cou\_\_\_ins      \_\_\_rother

Activity 2

Match the pictures with the correct relationships.

		<b>Friends Mother Sister Grandmother Grandfather Uncle Father Cousins</b>		
				

**2034 NANUKU SANGAM SCHOOL  
NEW TERM RE- ALIGNED  
WORKSHEET 2 -2021**

**Subject: Physical Development, Health and Well Being      Year: 1      Name:**

<b>Strand</b>	Healthy Living
<b>Sub Strand</b>	Perceptual motor development
<b>Content Learning Outcome</b>	To be able understand who is a friend and things we do with a friend.






**New Words**

Teasing      read      hug      cry      help      bullying






**Lesson Notes**

- A friend is a person whom we like to stay with and who always helps us.
- Friends listen to our problems.

**Things to do with friends.**

				
<b>Read</b>	<b>Play</b>	<b>Share</b>	<b>Hug</b>	<b>Help</b>

**Things not to do with friends.**

				
<b>Fighting</b>	<b>Pulling Hair</b>	<b>Teasing</b>	<b>Make them cry</b>	<b>Bullying</b>

**Activity 1**

**Activity 2**

<p>Write <b>Yes</b> or <b>No</b></p> <ol style="list-style-type: none"> <li>1. Play with friend. _____</li> <li>2. Make your friend cry. _____</li> <li>3. Bully your friend. _____</li> <li>4. Share things with your friend. _____</li> </ol>	<p>Fill in the blanks.</p> <p>Te___sing</p> <p>B___llyin___</p> <p>R___ad</p> <p>H___g</p> <p>C___y</p> <div style="border: 2px solid green; padding: 10px; margin-top: 20px;"> <p style="text-align: center;">Teasing</p> <p style="text-align: center;">Bullying</p> <p style="text-align: center;">Read</p> <p style="text-align: center;">Hug</p> <p style="text-align: center;">Cry</p> </div>
-------------------------------------------------------------------------------------------------------------------------------------------------------------------------------------------------------------------------------------------------	-----------------------------------------------------------------------------------------------------------------------------------------------------------------------------------------------------------------------------------------------------------------------------------------------------------------------------------------------------------------------------------------------------

**2024 NANUKU SANGAM SCHOOL  
NEW TERM RE-ALIGNED  
WORKSHEET 2 -2021**

**Subject: Learning to Know (E/S)      Year: 1      Name: \_\_\_\_\_**

<b>Strand</b>	Living Things
<b>Sub Strand</b>	Fishing
<b>Content Learning Outcome</b>	<ul style="list-style-type: none"> <li>To be able to understand what is fishing and label the parts of a fish.</li> </ul>

New Words

**fishing                      line                      water                      spear                      net**

Lesson Notes

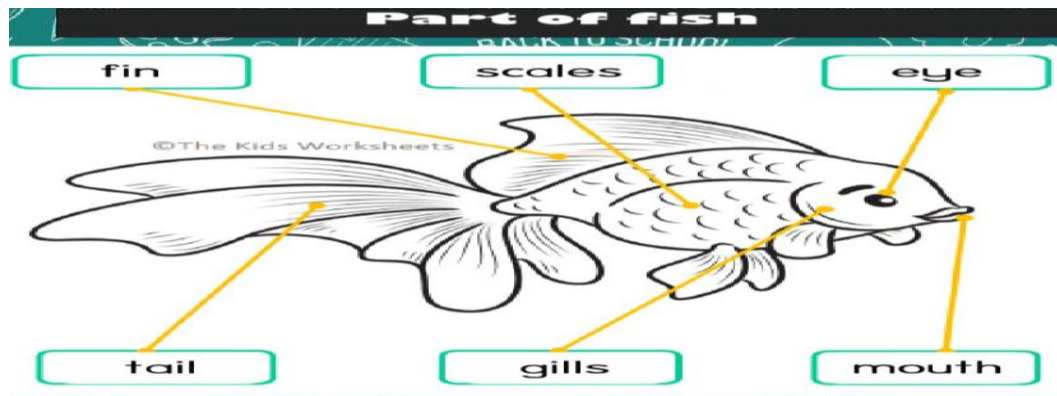
- A fish lives in the water.
- Fish can be found in the river and sea.
- **Fishing** is when people go and catch fish.

Fishing Methods



Parts of a fish.

Read and learn.



Activity 1

Choose the correct answer from the bracket.

1. A fish lives in the \_\_\_\_\_ (slide/water).



2. A way to catch fish is by using a \_\_\_\_\_ (net/ bat).







**2034 NANUKU SANGAM SCHOOL**  
**NEW TERM RE-ALIGNED**  
**WORKSHEET 2 -2021**

**Subject: Language, Literacy and Communication (Hindi) Year: 1 Name: \_\_\_\_\_**

Strand	बोलो, पढ़ो और लिखो ।
Sub Strand	नम्बर का ज्ञान ।
Content Learning Outcome	नम्बर का ज्ञान और चित्र बनाए ।

**Lesson Notes**

सिखो

त थ द

तब ताला तारा तालाब थक थरमस थाली थन

**नम्बर का ज्ञान ।**

1 One १ एक	2 Two २ दो	3 Three ३ तीन	4 Four ४ चार	5 Five ५ पाँच
---------------------	---------------------	------------------------	-----------------------	------------------------

**अभ्यास**

**पढ़ो और लिखो ।**

एक \_\_\_\_\_

दो \_\_\_\_\_

तीन \_\_\_\_\_

चार \_\_\_\_\_

पाँच \_\_\_\_\_

**गीनिए और चित्र बनाइए ।**

४ सेब	५ केले	६ आम
-------	--------	------