

**2034 NANUKU SANGAM SCHOOL
NEW TERM RE-ALIGNED
WORKSHEET 3 -2021**

Subject: Language, Literacy and Communication (English) Year: 1 Name: _____

Strand	Reading and Writing
Sub Strand	Reading and Writing
Content Learning Outcome	<ul style="list-style-type: none"> • Read simple compositions. • Understand the given activities and write the answers.







New Words

Leaf Lizard Lolly Leg Lion Lamp

Read the text

Plants
**Green, green plants,
 Home for bees and ants.
 Everything in the tree,
 We get it for free.
 Green leaves dancing in the wind,
 Giving us shade being very kind.**

Learn the words:

					
Leaf	Lizard	Lolly	Leg	Lion	Lamp







Activity 1

Fill in the missing letters.

Gr____n Tr____ Fr____ B____s

Activity 2

Match the pictures correctly.

	Lamp	
	Lion	
	Lolly	
	Leg	
	Leaf	
	Lizard	


**2034 NANUKU SANGAM SCHOOL
NEW TERM RE-ALIGNED
WORKSHEET 3 -2021**

Subject: Learning to Know (Maths) Year: 1 Name: _____

Strand	Early Mathematics
Sub Strand	Numbers
Content Learning Outcome	Write and recognize number 16 in numeral form and words. Draw and colour 16 objects.

Lesson Notes

- These are 16 (sixteen) bears.



- We write 16 in words as Sixteen.

Activity 1

Circle number 16 only

15	16	4	8	16	28
16	20	16	7	13	16

Activity 2

Read and write:

Sixteen _____

Sixteen _____

Activity 3

Fill in the missing letters.

___ixteen S___xteen Si___teen Six___een Sixt___en

Activity 4

Fill in the missing numbers.

1		3	
5		7	
9		11	
13		15	

2034 NANUKU SANGAM SCHOOL
NEW TERM RE-ALIGNED
WORKSHEET 3

Subject: **Veika Vaka-viti** Year: **1** Name: _____

STRAND	Vakarorogo kei na Cavuti ni vosa
Sub- Strand	Na Veivanua e vakayagataki kina na vosa
Content Learning outcome	Vakadikeva na I tukutuku e rogoci me saumi kina na taro kei na kena vakadewataki ena veigaunisala duidui ni vakau itukutuku.

VOSA VOVOU

Vulica na veivosa vovou oqo.

1. Idia 2. Jaina 3. Jane 4. E rau 5. yacana. 6. Akoi 7. Taukei 8. E rua
9. Rama 10. Vavalagi 11. Waqa 12. E ratou 13. duikaikai

Cakacaka Lavaki

1. Vakacavara na i yatuvosa.

- a. E gone i taukei ko _____.
- b. E gone ni Idia ko _____.
- c. E gone ni Jaina ko _____.
- d. E ratou _____.

2. Wirina na vosa veibasai..

- a.) taukei - vulagi / vavalagi
- b.) tuakaqu- tamaqu / taciqu
- c.) qase- gone / luvena
- d.) au- iko / koya

3. Vakacuruma na vosa e lutu.

vakasari / vakabuiniga / vakavinivo lekaleka

- a.) Era dau _____ na yalewa ni Jaina.
- b) Era dau _____ na yalewa ni Viti.
- c) Era dau _____ na yalewa ni Idia.

2034 NANUKU SANGAM SCHOOL
NEW TERM RE-ALIGNED
WORKSHEET 3 -2021

Subject: Living and Learning Together Year: 1 Name: _____

Strand	Myself and others
Sub Strand	Relationships
Content Learning Outcome	Identify relationships with other children and adults.











New Words

Grandfather Grandmother Uncle Aunty Cousins Friends Brother

Lesson Notes

- Grandfather and grandmother are the father and mother of your parents.
- Uncle are your father's or mother's brother.
- Aunty is your mother's or father's sister.
- Cousins are the children of your aunty and uncle.

Relationships

 Grandmother	 Grandfather	 Aunty	 Cousins	 Sister
 Uncle	 Friends	 Brother	 Mother	 Father








Activity 1

Write the correct spellings.

- | | |
|------------------|-----------------------|
| 1. thermo- _____ | 5. roerthb - _____ |
| 2. ncleu - _____ | 6. sisnco - _____ |
| 3. erthfa- _____ | 7. sdfrien - _____ |
| 4. tyaun - _____ | 8. fatergrand - _____ |

Activity 2

Label the pictures according to the correct relationship.

 _____	 _____	 _____	 _____	 _____
 _____	 _____	 _____	 _____	 _____

**2034 NANUKU SANGAM SCHOOL
NEW TERM RE- ALIGNED
WORKSHEET 3 -2021**

Subject: Physical Development, Health and Well Being Year: 1 Name: _____


Strand	Building Healthy Relationship
Sub Strand	Relationship
Content Learning Outcome	To be able understand what is a pet and ways to take care of pets.

New Words


Pet care playing cat dog animals

Lesson Notes

- Pets are animals we keep at home such as cats and dogs.
- Pets are our best friends.
- We should take care of our pets.
- Give them food and water.
- Keep them clean at all times.



dog



cat

Ways to take care of pets.

 Playing with pet	 Cleaning the pet	 Letting the pet eat (Giving food)	 Making the pet drink.
-----------------------------	-----------------------------	--	----------------------------------

Activity 1

Write **Yes** or **No**

1. Play with pets. _____
2. Pets are our best friends. _____
3. Hit your pets. _____

Activity 2

Match the pictures correctly.



Cleaning



Playing

**2034 NANUKU SANGAM SCHOOL
NEW TERM RE-ALIGNED
WORKSHEET 3 -2021**

Subject: Learning to Know (E/S) Year: 1 Name: _____





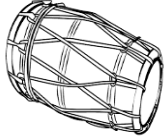

Strand	Matter
Sub Strand	Music
Content Learning Outcome	<ul style="list-style-type: none"> To be able to name and label different musical instruments.

New Words

drum dholak lali guitar piano flute




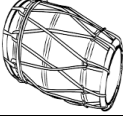


Lesson Notes

- Music is a sound we like to hear.
- We hear using our ears.
- Some musical instruments are:

					
Drum	Flute	Piano	Guitar	Dholak	Lali


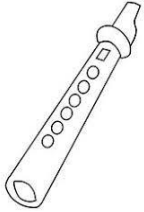


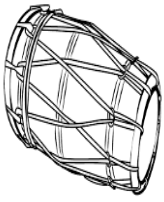

Activity 1

Match the pictures correctly.

	Lali	
	Piano	
	Flute	
	Drum	
	Guitar	
	Dholak	

Activity 2

Name the following musical instruments.

**2034 NANUKU SANGAM SCHOOL
NEW TERM RE-ALIGNED
WORKSHEET 3 -2021**

Subject: Language, Literacy and Communication (Hindi) Year: 1 Name: _____

Strand	बोलो, पढ़ो और लिखो ।
Sub Strand	पढ़ो और लिखो ।
Content Learning Outcome	कविता को पढ़े और समझे ।

Lesson Notes

सिखो ।

क ख ग घ
च छ ज झ

रात कान घास तारा माला लाल कमरा







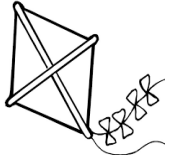
सोचो - समझो ।

सोचो - समझो और विचारो,

पेड़ों को पत्थर मत मारो ।

समझाता हमको विज्ञान,

उनमे भी होती है जान ।

						
पेड़	पैसा	पाँच	पानी	पत्ता	पैर	पतंग

अभ्यास


पढ़ो और लिखो ।

पेड़ _____

पैसा _____

पत्ता _____

इन्हें मिलाओ ।

	पैसा पाँच पानी पतंग पैसा पत्ता	