

LESSON NOTES

SUBJECT: MATHEMATICS

YEAR: 1

Strand	Measurement
Sub Strand	Length
Content Learning Outcome	<ul style="list-style-type: none"><li>• To describe objects in terms of length.</li><li>• To compare two lengths and use words to express it correctly.</li></ul>

Words to know

- Longer than / shorter than
- Taller than / shorter than
- long / longer / longest
- tall / taller / tallest
- Short / shorter / shortest

WORKSHEET 11

1. Circle the object that is **longer than** the other.



2. Draw a line **longer than** the other.



3. Circle the object that is **shorter than** the other.




4. Draw a stick **shorter than** this one.




5. Colour the object that is **taller than** the other.

a.



b.



6. Draw a shape that is **taller than** the shape below.



7. Write **taller than** or **shorter than**




\_\_\_\_\_




\_\_\_\_\_

8. Write **longer than** or **shorter than**.



9. Tick the **tallest** girl and cross the **shortest** girl in the group below.



10. Colour the **longest** rope and circle the **shortest** rope.



**1076 NADI SANGAM SCHOOL**  
**YEAR 1 – ENGLISH**  
**WEEKLY HOME STUDY PACKAGE #8**

**Verbs**

Verbs are referred to as action words or doing words.

**Example:**

eat , run , playing , wrote , cut , jumping , brush , skip , kick.

**Exercise A**

Underline the verb.

1. walk      apple      tree
2. dad      read      home
3. house      flowers      sing
4. kick      him      down
5. player      cry      table

**Exercise B**

Underline the verbs in the sentence below.

1. I love eating chips.
2. My dog barks a lot.
3. Jim is playing outside.
4. Tony is crying.
5. I like to hop.

**Learn:**

dance	cook	read	give	clap
dig	smell	fly	talk	wash
listen	eat	climb	crawl	run
sing	shake	drink		


**1076 NADI SANGAM SCHOOL**  
**YEAR 1 – GENERAL SUBJECTS**  
**WEEKLY HOME STUDY PACKAGE #8**

<b>Strand</b>	Living Things
<b>Sub Strand</b>	Plants and Flowers
<b>Content Learning Outcome</b>	-Explain the uses of plants and trees. -Explain the uses of flowers.

**Uses of Plants and Trees**



**Gives us**



fruits

food

firewood

shade

air

medicine

flowers

**Uses of Flowers**

1. Used while praying



2. Salusalu



garland



3. For decorations



4. Given as gift ( bouquet)



4. Placed in vase



5. Wreath ( funeral)






1076 NADI SANGAM SCHOOL

YEAR 1 HINDI

WEEKLY HOME STUDY PACKAGE # 8 (Worksheet II)

क  
पढ़ो । चित्र बनाओ और रंग भरों:

मोटर



हमारा मोटर नीला है । पिताजी मोटर  
चलाते हैं । मोटर धीरे चलाना चाहिए ।  
सही जवाब में गोल लगाओ:

1. हमारा मोटर \_\_\_\_\_ है ।  
क नीला ख पीला
2. इसे कौन चलाते हैं ?  
क भाई ख पिताजी

ख शब्द बनाओ:

'4' की मात्रा

1. \_\_\_\_\_

2. \_\_\_\_\_

'9' की मात्रा

1. \_\_\_\_\_

बहुवचन

1. बच्चा - बच्चे

2. चूहा - \_\_\_\_\_

3. लड़का - \_\_\_\_\_

4. कपड़ा - \_\_\_\_\_