

**2034 NANUKU SANGAM SCHOOL  
NEW TERM RE-ALIGNED  
WORKSHEET 1 -SOLUTIONS 2021**

Subject: Language, Literacy and Communication (English) Year: 1 Name: \_\_\_\_\_

<b>Strand</b>	Listening and communicating
<b>Sub Strand</b>	Listening and responding
<b>Content Learning Outcome</b>	<ul style="list-style-type: none"> <li>• Read simple compositions.</li> <li>• Understand the given activities and write the answers.</li> </ul>

New Words

Birthday      lovo      cake      table      wait

Text

**My Birthday**  
**Written by Anna O'Neill**

Father makes a lovo.  
 Mother bakes a cake.  
 Tevita sets the table.  
 I sit and wait.  
 It's my birthday.

Activity 1

Fill in blanks.

Birthday      lovo      cake      table      wait

Activity 2

Rewrite and learn the given words.




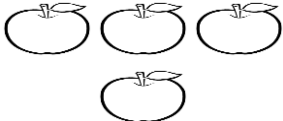
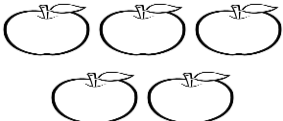
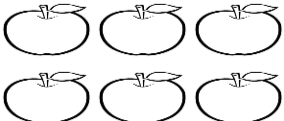
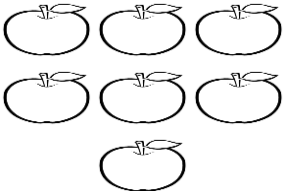
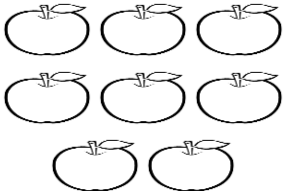
Birth <u>d</u> ay	<u>Birth</u> day	<u>Birth</u> day	<u>Birth</u> day	<u>Birth</u> day
lo <u>v</u> o	<u>lo</u> vo	<u>lo</u> vo	<u>lo</u> vo	<u>lo</u> vo
Ca <u>k</u> e	<u>Ca</u> ke	<u>Ca</u> ke	<u>Ca</u> ke	<u>Ca</u> ke
Table	<u>Table</u>	<u>Table</u>	<u>Table</u>	<u>Table</u>
Wa <u>i</u> t	<u>Wa</u> it	<u>Wa</u> it	<u>Wa</u> it	<u>Wa</u> it

**2034 NANUKU SANGAM SCHOOL  
NEW TERM RE-ALIGNED  
WORKSHEET 1 -SOLUTIONS 2021**

**Subject: Learning to Know (Maths)      Year: 1      Name: \_\_\_\_\_**


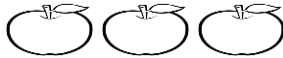


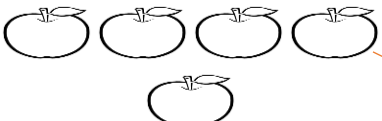
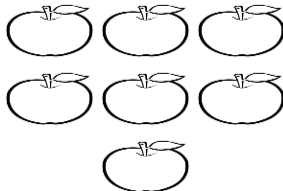
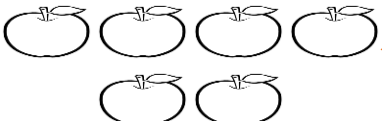
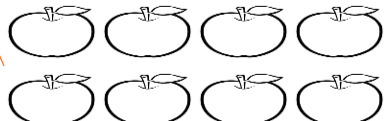
Strand	Early Mathematics
Sub Strand	Numbers
Content Learning Outcome	Write and recognize numbers in numeral form from 1-8 and understand how many each number represents.

**Lesson Notes**

			
1 - one	2- two	3- three	4- four
			
5- five	6- six	7- seven	8- eight

**Activity**

Match correctly.

	Eight Two Three One Six Five Four seven	
		
		
		



2034 NANUKU SANGAM SCHOOL  
NEW TERM RE-ALIGNED  
WORKSHEET 1

Subject: Veika Vaka-viti

Year: 1

Name: \_\_\_\_\_

<b>STRAND</b>	Vakarorogo kei na Cavuti ni vosa
<b>Sub- Strand</b>	Na Veivanua e vakayagataki kina na vosa
<b>Content Learning outcome</b>	Vakadikeva na I tukutuku e rogoci me saumi kina na taro kei na kena vakadewataki ena veigaunisala duidui ni vakau itukutuku.

**VOSA VOVOU**

Vulica na veivosa vovou oqo.

1. yaga 2. ceguva. 3. vakalaca. 4. liwa. 5. cagi. 6. biliga 7. marau. 8. veika.  
9. Eda 10. waqa. 11. kaukauwa. 12. tiko 13. yavavala 14. tabanikau.

**Cakacaka Lavaki**

1. Vola e so na vosa me vakaotia na yatuvosa e ra me baleta na waqa..

a. E yaga na **waqa**.

b. Eda **dau vodo kina**.

c. E biliga na waqa **na cagi**.

d. Era yavavala na **pasidia**.

2. Wirina na vosa ka dodonu me lako vata kei na vosa ka toqai koto e ra.

a.) Cagi - davu lako **liwa**

b.) waqa- kaba **vakalaca** qasi

c.) tabanikau- **draunikau** dalo uvi

d.) marau- vutugu cudru **dredre**

**2034 NANUKU SANGAM SCHOOL  
NEW TERM RE-ALIGNED  
WORKSHEET 1 -SOLUTIONS 2021**

**Subject: Living and Learning Together    Year: 1    Name: \_\_\_\_\_**

<b>Strand</b>	Myself and Others
<b>Sub Strand</b>	My Birthday
<b>Content Learning Outcome</b>	To be able to understand what is birthday and why do we celebrate birthdays and the things needed to celebrate it.






New Words

**Birthday                      Celebrate                      balloons                      cake                      Juice                      Gift**

Lesson Notes

- We all celebrate birthday.
- It is a very special day.
- Birthday is the day we were born.

Things we see at a birthday party.

				
Cake	Gift	Balloons	Juice	Birthday hat

**Activity 1**

Match the pictures correctly.



**Balloons**

**Cake**

**Gift**

**Activity 2**

Draw and colour:

**Birthday Party Scene**



**2034 NANUKU SANGAM SCHOOL  
NEW TERM RE- ALIGNED  
WORKSHEET 1 -SOLUTIONS 2021**

**Subject: Physical Development, Health and Well Being    Year: 1    Name: \_\_\_\_\_**

<b>Strand</b>	Healthy Living
<b>Sub Strand</b>	Perceptual motor development
<b>Content Learning Outcome</b>	To be able understand why hand washing is important and the correct hand washing steps.

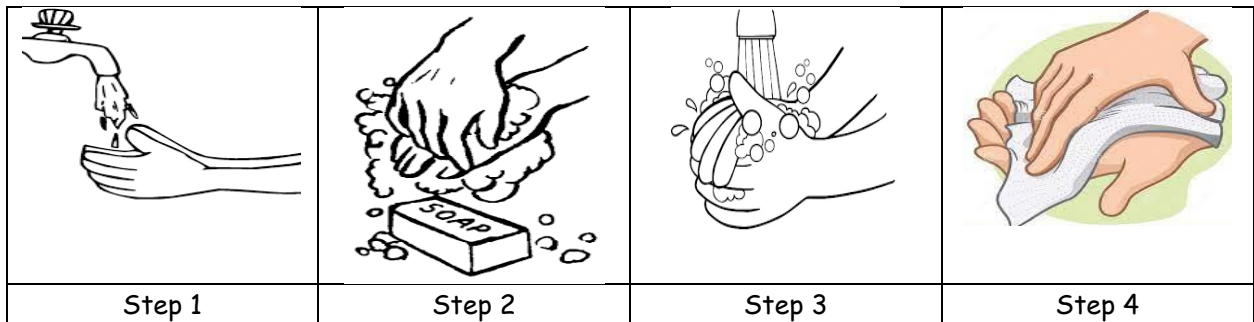
**New Words**

**Washing                      hands                      before                      after                      eating**

**Lesson Notes**

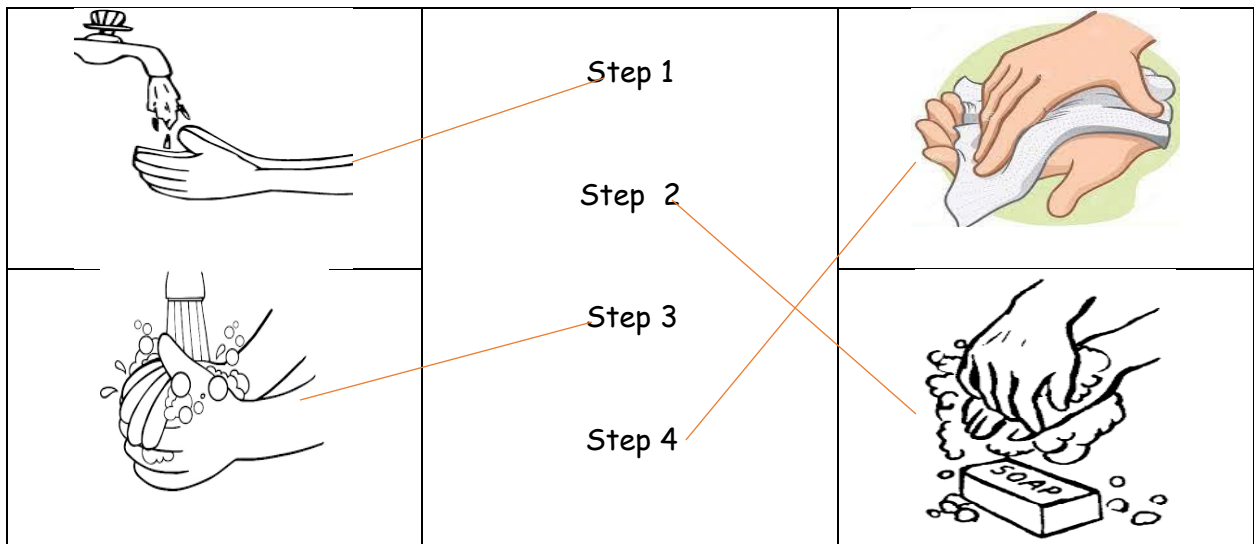
- We should wash our hands before and after eating food.
- Washing of hands kills the germs on our hands.

Steps of hand washing.



**Activity 1**

**Match the pictures with the correct steps.**



**2034 NANUKU SANGAM SCHOOL  
NEW TERM RE-ALIGNED  
WORKSHEET 1 -SOLUTIONS 2021**

**Subject: Learning to Know (E/S)      Year: 1      Name: \_\_\_\_\_**

<b>Strand</b>	Living Things
<b>Sub Strand</b>	My Birthday
<b>Content Learning Outcome</b>	<ul style="list-style-type: none"> <li>To be able to name and label foods we get from plants.</li> </ul>





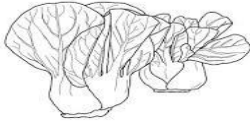

New Words

**Birthday      plants      food      eggplant      corn      mango      cabbage**

Lesson Notes







We get food from animals and plants.

- Different types of food we get from plants:

 Eggplant	 Mango	 Corn
 Pineapple	 Cabbage	 Capsicum

Activity 1

Match the pictures with its correct name.

	Corn Mango Cabbage Egg Plant Pineapple Capsicum	
		
		





**2034 NANUKU SANGAM SCHOOL  
NEW TERM RE-ALIGNED  
WORKSHEET 1 -SOLUTIONS 2021**

**Subject: Language, Literacy and Communication (Hindi) Year: 1 Name: \_\_\_\_\_**

Strand	बोलो, पढ़ो और लिखो ।
Sub Strand	ट की पहचान ।
Content Learning Outcome	ट को पहचाने और शब्द को पहचाने ।





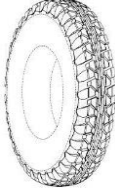

**Lesson Notes**

सिखो

ब स न ल त ट

बस सब नल बल नस

टेलीफोन टमाटर टोली टोकरी टायर टोपी

					
टमाटर	टेलीफोन	टोली	टोकरी	टायर	टोपी

**अभ्यास**




जोड़ कर लिखिए ।

टो + ली = टोली

टो + पी = टोपी

ट + मा + ट + र = टमाटर

इन्हें पूरा किजिए ।

		
<u>ट</u> माटर	<u>ट</u> ायर	<u>ट</u> ोपी