

Activity 1- Read the story and CIRCLE the verbs in it (there are 15 verbs here).




The good boy.




Peter is a good boy. He always **likes** to **help** others. He always **listens** to his parents. He **listens** to his teacher too.

He **likes** to **play** with his friends. He **does** not **fight** with his friends. Peter also **likes** to **dance** and **swim**. He **likes** to **eat** healthy food.

Peter **likes** to **read** story books.

Activity 2- Complete the sentence for each

	We should not run.
 fight	We should not fight.
 cry	We should not cry.

	We should dance a lot.
 walk	We should walk a lot.
 laugh	We should laugh a lot.

Activity 1- Copy and write number 17 and the number name spelling.

17 17 17 17 17 17 17 17 17 17 17 17 17

17 17 17 17 17 17 17 17 17 17 17 17 17

17 17 17 17 17 17 17 17 17 17 17 17 17

Seventeen Seventeen Seventeen Seventeen




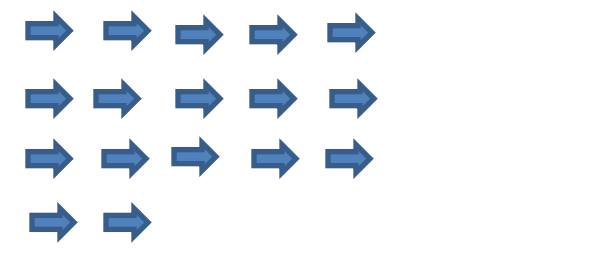
Seventeen Seventeen Seventeen Seventeen

Seventeen Seventeen Seventeen Seventeen

Activity 2- Count and colour 17 in each set.

Activity 3- Draw and Colour:

<p>17 trees</p> 	<p>17 leaves</p> 
<p>17 flowers</p> 	<p>17 arrows</p> 



2036 PENANG SANGAM PRIMARY SCHOOL

Year: 1









Healthy Living

Worksheet 10 - Solution

Activity: ✓ the correct statements and ✗ the incorrect statements.

- | | | |
|----|-----------------------------------------------------------------------------------------------------------|---|
| 1. | All trees are same. | ✗ |
| 2. | We get fruits from plants. | ✓ |
| 3. | We get  from mango tree. | ✗ |
| 4. | We get  from guava tree. | ✓ |
| 5. | Fruits are good for our health. | ✓ |





कार्य एक- देख कर चित्र बनाइए और शब्द लिखिए । (copy and draw/ copy and write)

<p>ख + ई = खी</p>  <p>खीरा</p>	<p>ख + ई = खी</p>  <p>खीरा</p>	<p>प + ई = पी</p>  <p>पीना</p>	<p>प + ई = पी</p>  <p>पीना</p>
<p>स + ई = सी ट + ई = टी</p>  <p>सीटी</p>	<p>स + ई = सी ट + ई = टी</p>  <p>सीटी</p>	<p>द + ई = दी</p>  <p>नदी</p>	<p>द + ई = दी</p>  <p>नदी</p>

कार्य दो- दिए गए शब्दों को देख कर लिखिए । (Copy and Write these words and learn the spellings)

खीरा	खीरा	खीरा	खीरा	खीरा	खीरा
पीना	पीना	पीना	पीना	पीना	पीना
सीटी	सीटी	सीटी	सीटी	सीटी	सीटी
नदी	नदी	नदी	नदी	नदी	नदी

कार्य तीन- दिए गए शब्दों के खाली स्थानों में ई की मात्रा - ी लगा कर शब्द को पूरा कीजिए ।

			
खी_रा	पी_ना	सी_टी	नदी_

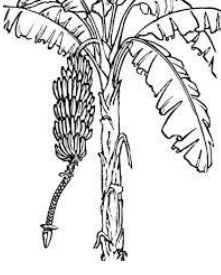







2036 PENANG SANGAM PRIMARY SCHOOL

Year: 1

Social Studies

Worksheet 10 - Solution

Activity: Write **big plant** or **small plant** for the given plant pictures.

			
Big plant	Big plant	Small plant	Big plant
			
Small plant	Small plant	Big plant	Small plant

2036 Penang Sangam Primary School
Year 1
Vosa Vaka Viti
Worksheet 10 – Solution

1. ga
2. gusu
3. gata

Activity: Label the parts of this plant

