




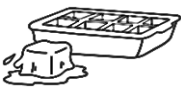


Activity 1- Copy and write the letters

Ii Ii Ii Ii Ii Ii Ii
Ii Ii Ii Ii Ii Ii Ii







Activity 2- Draw pictures for each word given.

					
ink	igloo	ice- cream	island	iguana	ice

Activity 3- Copy and write these words and learn the spellings

ink	igloo	ice- cream	island	iguana	ice
ink	igloo	ice- cream	island	iguana	ice
ink	igloo	ice- cream	island	iguana	ice
ink	igloo	ice- cream	island	iguana	ice
ink	igloo	ice- cream	island	iguana	ice

Activity 3- Write a sentence for each picture. Use the sentence structure given for each set.

	This is my ink.		This is an igloo.
	This is my ice.		This is an iguana.
	This is my ice- cream.		This is an island.

Activity 1- Copy and write number 18 and the number name spelling.

18 18 18 18 18 18 18 18 18 18 18 18 18

18 18 18 18 18 18 18 18 18 18 18 18 18


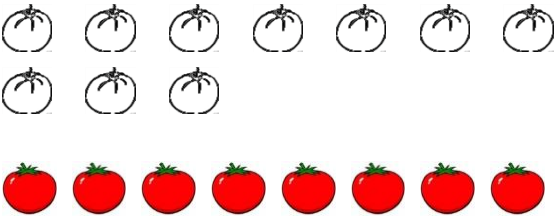


18 18 18 18 18 18 18 18 18 18 18 18 18

Eighteen Eighteen Eighteen Eighteen

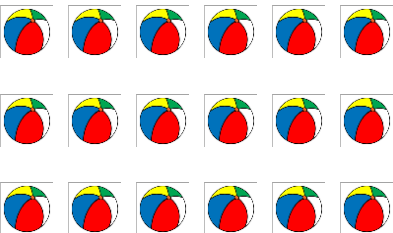



Eighteen Eighteen Eighteen Eighteen

Eighteen Eighteen Eighteen Eighteen






Activity 2- Draw some more and make them 18 altogether.

Activity 3- Draw and Colour:

<p>18 balls</p> 	<p>18 cars</p> 
<p>18 apples</p> 	<p>18 circles</p> 

Activity: Match the pictures of these medicinal plants to their names.

1.		●	○	Marigold leaves
2.		●	○	Tulsi leaves
3.		●	○	Guava leaves
4.		●	○	Curry leaves
5.		●	○	Aloe Vera leaves

2036 Penang Sangam Primary School

Year 1

Hindi- Worksheet 11- Solution

कार्य एक- दिए गए सभी अक्षरों को लिख कर उन में ई (ी) की मात्रा लगाइए ।

क	+	ई	=	की
ग	+	ई	=	गी
च	+	ई	=	ची
ज	+	ई	=	जी
ट	+	ई	=	टी
ड	+	ई	=	डी
त	+	ई	=	ती
द	+	ई	=	दी
न	+	ई	=	नी
फ	+	ई	=	फी
भ	+	ई	=	भी
य	+	ई	=	यी
ल	+	ई	=	ली
श	+	ई	=	शी
स	+	ई	=	सी
क्ष	+	ई	=	क्षी

ख	+	ई	=	खी
घ	+	ई	=	घी
छ	+	ई	=	छी
झ	+	ई	=	झी
ठ	+	ई	=	ठी
ड	+	ई	=	डी
थ	+	ई	=	थी
ध	+	ई	=	धी
प	+	ई	=	पी
ब	+	ई	=	बी
म	+	ई	=	मी
र	+	ई	=	री
व	+	ई	=	वी
ष	+	ई	=	षी
ह	+	ई	=	ही
त्र	+	ई	=	त्री




2036 PENANG SANGAM PRIMARY SCHOOL

Year: 1



Social Studies

Worksheet 11 - Solution

Activity(a): Write the names of the given plants. Choose from the given names.



Mango tree	Coconut tree	Banana plant
 <p data-bbox="251 577 440 611">Banana plant</p>	 <p data-bbox="755 577 911 611">Mango tree</p>	 <p data-bbox="1200 577 1372 611">Coconut tree</p>

Activity(b): Draw and colour one big plant and one small plant you can see at home

Big plant	Small plant
 <p data-bbox="110 1178 358 1211">*Answers will vary</p>	 <p data-bbox="826 1188 1075 1222">*Answers will vary</p>

2036 Penang Sangam Primary School
Year 1
Vosa Vaka Viti
Worksheet 11-Solution

Veisataka



ivi

ika

ibe

Activity: Label the water cycle.

