

**2034 NANUKU SANGAM SCHOOL  
SOLUTIONS  
WORKSHEET 5 -2021**

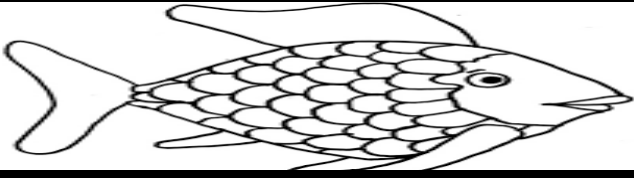
Subject: Language, Literacy and Communication (English) Year: 1 Name: \_\_\_\_\_

<b>Strand</b>	Reading and Writing
<b>Sub Strand</b>	Reading and Writing
<b>Content Learning Outcome</b>	<ul style="list-style-type: none"> <li>• Read simple compositions.</li> <li>• Understand the given activities and write the answers.</li> </ul>

New Words

Fins                      big                      swim                      lives                      water

Text

<p><b>Big Fish</b> Big fish has fins. Big fish can swim. Big fish lives in the water.</p>	
---	--

Activity 1

Fill in the blanks with the given words.

swim	water	fish
------	-------	------

1. Big **fish** has fins.
2. Big fish can **swim**.
3. Big fish lives in the **water**.

Activity 2

Rewrite and learn the given words.

Big	<u>Big</u>	<u>Big</u>	<u>Big</u>
Fins	<u>Fins</u>	<u>Fins</u>	<u>Fins</u>
Swim	<u>Swim</u>	<u>Swim</u>	<u>Swim</u>
Lives	<u>Lives</u>	<u>Lives</u>	<u>Lives</u>
Water	<u>Water</u>	<u>Water</u>	<u>Water</u>



**2034 NANUKU SANGAM SCHOOL  
SOLUTIONS  
WORKSHEET 5 -2021**

**Subject: Learning to Know (Maths)      Year: 1      Name: \_\_\_\_\_**

Strand	Early Mathematics
Sub Strand	Measurement
Content Learning Outcome	To be able to recognize values of all coins.

**Lesson Notes**

**Coins and its value:**



**5c**



**10c**



**20c**



**50c**



**\$1.00**









**\$2.00**

**New words**

**Money      coins      value**

**Activity 1**

**Match the coins to its correct value.**

• 50 c  
 • \$1. 00  
 • \$2. 00  
 • 5 c  
 • 10 c  
 • 20 c



NANUKU SANGAM SCHOOL  
LESSON NOTES  
WORKSHEET 5- 2021

Subject: Veika Vaka-viti

Year: 1

Name: \_\_\_\_\_

<b>STRAND</b>	Vakarorogo kei na Cavuti ni vosa
<b>Sub- Strand</b>	Na Veivanua e vakayagataki kina na vosa
<b>Content Learning outcome</b>	Vakadikeva na I tukutuku e rogoci me saumi kina na taro kei na kena vakadewataki ena veigaunisala duidui ni vakau itukutuku.

**VOSA VOVOU**

Vulica na veivosa vovou oqo.

1. vaka-viti 2. cecere 3. yavu. 4. rairai. 5. Era 6. tara.

**Cakacaka Lavaki -**

vaka -viti      tagane      vatu



Vakacavara na i yatuvosa:

1. Oqo na vale **Vaka-viti**.

2. E yavu **vatu**.

3. Era tara na **tagane**.

**2034 NANUKU SANGAM SCHOOL  
SOLUTIONS  
WORKSHEET 5 -2021**

**Subject: Living and Learning Together**

**Year: 1**

**Name: \_\_\_\_\_**

<b>Strand</b>	Myself and Others
<b>Sub Strand</b>	Emotions
<b>Content Learning Outcome</b>	Children develop understanding of different types of emotions.

New Words

**Happy**

**sad**

**angry**

**emotions**

**laughing**

**crying**

Lesson Notes



**Happy**

**sad**

**angry**

**laughing**

**crying**

Activity

Fill in the missing letters correctly.



**Happy**

**sad**

**angry**

**laughing**

**crying**

Activity 2

Match the words with its correct spellings.

- |           |        |
|-----------|--------|
| 1. ads    | angry  |
| 2. appyh  | crying |
| 3. ngrya  | happy  |
| 4. rycing | sad    |

**2034 NANUKU SANGAM SCHOOL  
SOLUTIONS  
WORKSHEET 5 -2021**

**Subject:** Physical Development, Health and Well Being      **Year:** 1      **Name:** \_\_\_\_\_

<b>Strand</b>	Healthy Living
<b>Sub Strand</b>	Perceptual motor development
<b>Content Learning Outcome</b>	To be able to state some safety measures during hurricanes and floods.


**New Words**

**Hurricane                      floods                      power                      Stay                      creeks**

**Lesson Notes**

We should remember these safety rules during hurricanes and floods:

- Do not play in flooded creeks.
- Do not play with power lines.
- Stay indoors.



**Hurricane**



**Flood**

**Things not to do during flooding and hurricanes.**



**Do not play in flooded areas.**



**Do not play with power lines.**

**Activity 1**

Match the pictures correctly.



Hurricane

Flood

**Activity 2**

Write **Yes** or **No**

1. Play in flooded creeks. **No**
2. Play with power lines. **No**
3. Stay indoors. **Yes**

**2034 NANUKU SANGAM SCHOOL  
SOLUTIONS  
WORKSHEET 5 -2021**

**Subject: Learning to Know (E/S)                      Year: 1                      Name: \_\_\_\_\_**

<b>Strand</b>	Earth and Beyond
<b>Sub Strand</b>	Picnic
<b>Content Learning Outcome</b>	<ul style="list-style-type: none"> <li>To be able to understand what is picnic, things taken for a picnic and what are the things found on the beach.</li> </ul>

New Words

**picnic                      shells                      sand                      beach                      river**

Lesson Notes

- Picnic is the time we spend with our families on the beach or river.



**The Beach**



**The River**

- Some of the things found on the beach:
  1. Shells                      2. Sand
  3. Mangroves                      4. Broken corals

- Things we take for a picnic:

1. Food      2. Towel      3. Clothes      4. Ball      5. Water      6. Mat      7. Hat

**A Picnic Scene**



**Activity 1**

Draw and colour a picnic scene with your family.

**Activity 2**

Label the pictures correctly.

	Ball	River	beach	mat	food	clothes
	 <u>Ball</u>	 <u>river</u>	 <u>beach</u>	 <u>mat</u>	 <u>food</u>	 <u>clothes</u>





**2034 NANUKU SANGAM SCHOOL  
SOLUTIONS  
WORKSHEET 5 -2021**





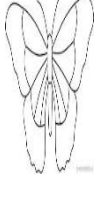

Subject: Language, Literacy and Communication (Hindi) Year: 1 Name: \_\_\_\_\_

Strand	बोलो, पढ़ो और लिखो ।
Sub Strand	इ की मात्रा ।
Content Learning Outcome	इ की मात्रा को पहचानने और उसका सही उपयोग करे ।

**Lesson Notes**

सिखो

इ की मात्रा ( i )

इ की मात्रा ( i ) क + i = कि ख + i =खि ग + i =गि						
	पिताजी	दिन	बिल्ली	किताब	तितली	दिल

**अभ्यास**

जोड़ कर लिखिए ।

ल + i = <u>लि</u> स + i = <u>सि</u> ज + i = <u>जि</u> र + i = <u>रि</u> म + i = <u>मि</u> न + i = <u>नि</u> त + i = <u>ति</u> च + i = <u>चि</u> व + i = <u>वि</u> ह + i = <u>हि</u>
--

लिखो और पढ़ो ।

किताब                      किताब                      किताब                      किताब

दिन                              दिन                              दिन                              दिन

