

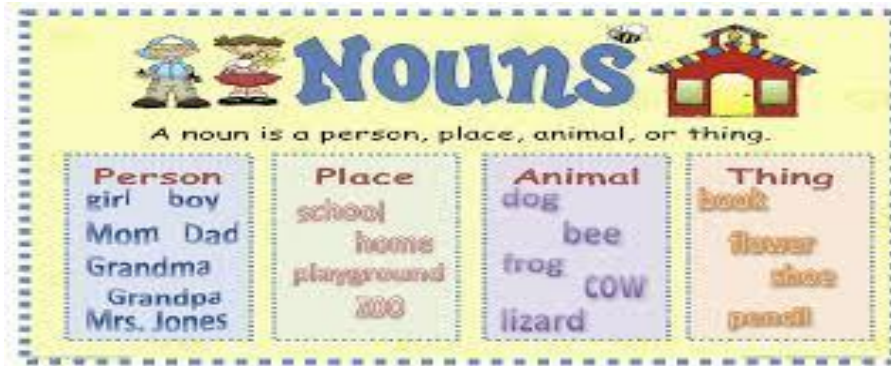
Strand	Reading and Writing
Sub- strand	1. Reading                      2. Writing
Content	1. To be able to read simple words and sentences.
Learning	2. To be able to understand what are nouns.
Outcome	3. To be able to write simple words.

**Lesson Notes**

A **NOUN** is a word (other than a pronoun) used to identify any of these; a class of people, places, or things ( *common noun* ), or to name a particular one of these ( *proper noun* ).

*\* In simple words nouns are naming words; names of people, places, animals and things.*

Examples



**Activity 1- From the list of words given, CIRCLE THE NOUNS (there are 16 nouns here)**

girl	run	dog	book	home
dad	walk	boy	shoes	cow
flower	mom	talk	cat	pencil
frog	school	house	cat	smile

**Activity 2- Complete the sentence for each noun given. Draw the nouns as well.**

<b>girl</b>	This is a _____.
<b>boy</b>	This is a _____.
<b>cow</b>	This is a _____.
<b>flower</b>	This is a _____.

<b>house</b>	I love my _____.
<b>dog</b>	I love my _____.
<b>cat</b>	I love my _____.
<b>book</b>	I love my _____.

Strand	Early Mathematics
Sub- strand	Numbers (Whole Numbers)
Content Learning Outcome	To be able to recognize number symbol for number 13, know the number name and count and draw or count and write/ colour 13 objects.

**Lesson Notes- Number 13, number name and how many does it represent.**

Number symbol	Number name	How many it represents?
<b>13</b>	<b>Thirteen</b>	

**Activity 1- Copy and write number 13 and the number name spelling.**

**13** \_\_\_\_\_

**13** \_\_\_\_\_



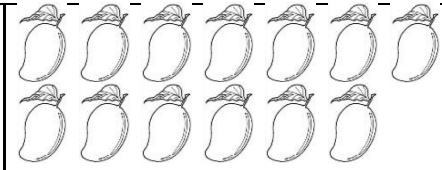

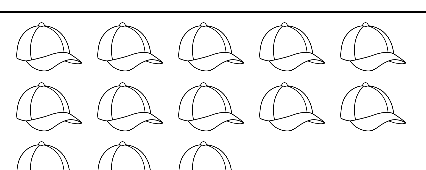

**13** \_\_\_\_\_

**Thirteen** \_\_\_\_\_

**Thirteen** \_\_\_\_\_

**Thirteen** \_\_\_\_\_

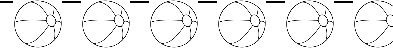


**Activity 2- Tick only those boxes that have 13 in it.**

**Activity 3- Draw and colour:**

13 mangoes	13 balls
------------	----------

**Activity 4- Draw some more and make them 13.**

		
---	---	---

Strand	Healthy Living
Sub-Strand	Perceptual motor development
Content Learning Outcome	Children should be able to match, label and practice active lifestyle at home.








Lesson Notes

Theme: Picnic




Topic: Practice an Active Lifestyle

1. Exercise makes us healthy.
2. Swimming makes us healthy.
3. Dancing makes us healthy.
4. Jogging makes us healthy.
5. Playing games makes us healthy.
6. Gardening makes us healthy.
7. Eating healthy food makes us healthy.


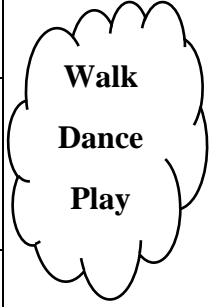


**Pictures of some activities that makes us healthy:**

			
Exercise	Swim	Dance	Walk
			
Gardening	Play	Eat healthy	

Activity: Match the activity to its correct picture.

1.		•	• Gardening
2.		•	• Exercise
3.		•	• Swimming

Activity: Label these pictures.

 _____	
 _____	
 _____	





**Penang Sangam Primary School**

**Year 1**

**Hindi- Worksheet 6**

Strand	Reading and Writing
Sub-strand	1. Reading                      2. Writing
Content Learning Outcome	1. To be able to read simple words. 2. To be able to write simple words. 3. To be able to recognize number symbols for number ३ and ४, know the number name and count and draw or count and write/ colour for ३ and ४ objects.

**Lesson Notes**

नम्बर	नम्बर के नाम	गिनती
३	तीन	
४	चार	

कार्य एक- नम्बर ३ और ४; और इन नम्बरों के नामों देख कर लिखिए । (Copy and Write)







Write number on top of the lines given and word hanging from the lines.

३	_____	_____	_____	_____	_____	_____	_____	_____	_____
३	_____	_____	_____	_____	_____	_____	_____	_____	_____
तीन	-----	-----	-----	-----	-----	-----	-----	-----	-----
तीन	-----	-----	-----	-----	-----	-----	-----	-----	-----
४	_____	_____	_____	_____	_____	_____	_____	_____	_____
४	_____	_____	_____	_____	_____	_____	_____	_____	_____
चार	-----	-----	-----	-----	-----	-----	-----	-----	-----
चार	-----	-----	-----	-----	-----	-----	-----	-----	-----

कार्य दो- गिन कर बनाइए । (count and draw.)

३ अनानास	३ ईख	३ अमरूद	३ अनार
४ आम	४ उतों	४ उल्लू	४ ऐनक

कार्य तीन- दिए गए चित्रों को गिन कर नम्बर लिखिए । (count and write.)

2036 PENANG SANGAM PRIMARY SCHOOL

Year: 1

Social Studies

Worksheet 6

Worksheet 5 Strand	Myself and Others
Sub-Strand	Relationships and Emotions
Content Learning Outcome	Children should be able to practice good mealtime manners.

Lesson Notes

Theme: Picnic

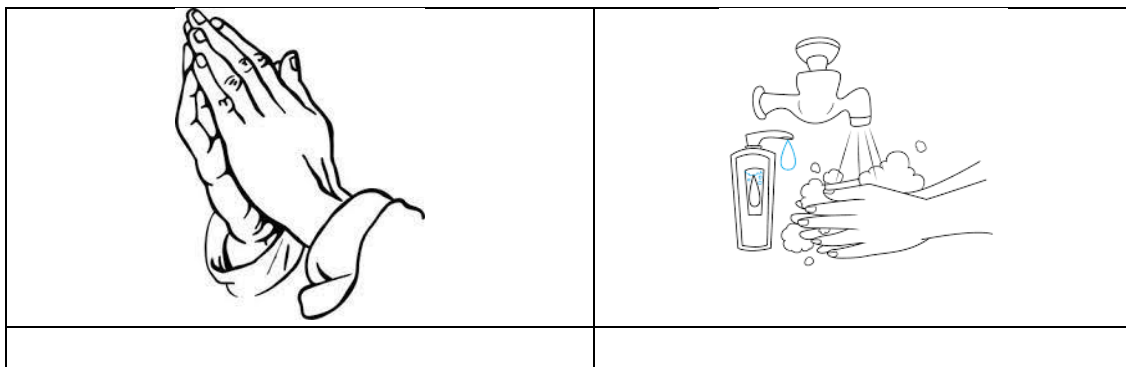

TOPIC: Mealtimes

1. Wash hands before eating.
2. Pray before eating.
3. Sit properly while eating.
4. Eat quietly.
5. Chew food properly.
6. Clean the table after eating.
7. Wash your plate after eating.
8. Wash hands after eating.

Activity(a): Write **Yes** or **No** for the given sentences.

1. Pray before eating. \_\_\_\_\_
2. Wash hands before eating. \_\_\_\_\_
3. Talk while eating. \_\_\_\_\_
4. Don't wash hands after eating. \_\_\_\_\_

Activity(b): Label these pictures. Use the words given.



2036 Penang Sangam Primary School  
 Year 1  
 Vosa Vaka Viti  
 Worksheet 6





**Strand:** Na Veika Vakaviti

**Sub Strand:** Na Rorogo

**CLO:** Ni na oti na nodra cakacaka era sa na kila na cavuqaqataka na rorogo "Cc".

Me ra cavuqaqataka na rorogo Cc me ra qai cakava na cakacaka e lavaki.

ca	ce	ci	co	cu
----	----	----	----	----

 <b>co</b>	 <b>cula</b>	 <b>cina</b>	 <b>cagi</b>
---	--	---	--

Vakaotia :

1.



2.



3.



4.



2036 PENANG SANGAM PRIMARY SCHOOL

Year: 1

Elementary Science

Worksheet 6




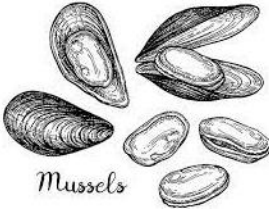

Strand	Living things and the environment.
Sub-Strand	Observation, exploration and investigation
Content Learning Outcome	Children should be able to identify, draw and colour some living things in a beach ecosystem.

Lesson Notes





Theme: Picnic

Topic: Beach Ecosystem – Living Things

- Some living things we see at the beach are mangroves, crabs, mussels, starfish

			 Mussels	
Crab	Hermit crab	Mangrove	Qeqe	Starfish

Activity: Draw and colour these living things found in a beach ecosystem.

			
Crab	Mangrove	Qeqe	Starfish