

2036 PENANG SANGAM PRIMARY SCHOOL

YEAR 2

ENGLISH

WORKSHEET 7

Strand	Reading & Writing
Sub-Strand	Writing
Content Learning Outcome	Read simple sentence and answer questions in a text.

Lesson Notes : Punctuations (Uses of capital letters and full stop)

Capital letters is used :

- in the beginning of every sentence. For e.g. My name is
- Names of people for e.g. Ana, Pita , Tom, Mere
- Names of places for e.g. Suva , Lautoka , Rakiraki, Malake
- Days of the week for e.g. Monday, Tuesday, Wednesday,
- Months of the year for e.g. January , February, March, April

Full stop is used :

- at the end of every sentence for example, (John is a boy.)

Activity : Put capital letters and full stops (.) where needed.

1. today is friday

2. my name is john

3. i live in rakiraki

4. the capital of fiji is suva

5. my father works in australia

2036 PENANG SANGAM PRIMARY SCHOOL

Year: 2

Mathematics

Worksheet 7

Strand	Early Mathematics
Sub Strand	Numbers
Content Learning Outcome	Children should be able to subtract by 10, 20, 30...

Lesson Notes

Topic: Subtraction of Tens

Subtraction With Regrouping

Tens	Ones
2 ¹	¹ 0
-	6
1	4

- Start in the ones place- we do 0 ones minus 6 ones – *can we??*
- So, we bring 1 stick to Ones column and break into 10 cubes, now we have 10 ones. We can now take away 6 from 10, so we cross out 6 cubes and the answer we get is 4 ones.
- Let's look at the tens place- we had moved one stick to ones so now we are left with 1 tens, therefore 1 tens minus 0 tens equals 1
- So, the answer we get is 14

Tens	Ones
2 ¹	¹ 0
-	6
1	4

Examples

Tens	Ones	Tens	Ones	Tens	Ones	Tens	Ones	Tens	Ones	Tens	Ones
4 ³	¹ 0	8 ⁷	¹ 0	3	0	4	0	3	0	4	0
-	8	-	1	-	1	-	2	-	5	-	7
3	2	7	9								

Tens	Ones	Tens	Ones	Tens	Ones	Tens	Ones	Tens	Ones	Tens	Ones
7	0	9	0	4	0	4	0	7	0	5	0
-	6	-	2	-	8	-	3	-	4	-	4

2036 PENANG SANGAM PRIMARY SCHOOL

YEAR: 2

HEALTH AND WELLBEING - HEALTHY LIVING

WORKSHEET 7

Theme: Safety

Strand	Healthy Living
Sub Strand	Safety
Content Learning Outcome	Be able to relate personal safety measures.

Lesson Notes

Topic: Personal Safety

1. Never go anywhere alone.
2. Always be aware of where you are.
3. Never go with strangers or take anything they give.
4. Know your place of stay (residential address) and your parents' phone contacts.
5. Always take good care of yourself.

Activity 1: Note down your residential address and your parents working phone contacts.



Activity 2: Stranger – Danger. Decode the message below by using the keys. Find what message it is and read it with your parents.

1	2	3	4	5	6	7	8	9	10	11	12	13
A	B	C	D	E	F	G	H	I	J	K	L	M
14	15	16	17	18	19	20	21	22	23	24	25	26
N	O	P	Q	R	S	T	U	V	W	X	Y	Z

a. 4, 15 14,15,20 20,1,12,11 20,15 19,20,18,1,14,7,5,18,19

b. 23,1,12,11 1,23,1,25 6,18,15,13 19,20,18,1,14,7,5,18,19

c. 4, 15 14,15,20 1,3,3,5,16,20 20,8,9,14,7,19 6,18,15,13 19,20,18,1,14,7,5,18,19

Strand	पढ़ो और लिखो
Sub Strand	1. पढ़ो 2. लिखो
Content Learning Outcome	सरल शब्दों को पढ़ने, आकार देने और समझने में समझ होना ।

Lesson Notes

Topic: हिन्दी वर्णमाला

पढ़ो और याद करो

च छ ज झ

Activity 1 : अक्षरों को देख कर लिखो -Copy and write

च - _____ छ - _____
ज - _____ झ - _____

Activity 2: दिए गए शब्दों में पहला अक्षर लिखिए - Word Building

च - _____टाई , _____म्मच छ - _____तरी , _____त
ज - _____हाज , _____ग झ - _____ंडा , _____ाडू

Activity 3: Draw and colour.

च - चटाई	छ - छतरी	ज - जहाज	झ - झंडा
च - चम्मच	छ - छत	ग - जग	झ - झाड़ू

2036 PENANG SANGAM PRIMARY SCHOOL

YEAR: 2

LIVING AND LEARNING TOGETHER- SOCIAL STUDIES

WORKSHEET 7

Theme: Safety

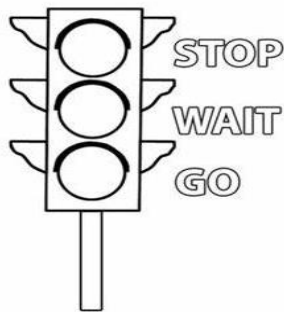
Strand	Myself and Others
Sub Strand	Sense of Self
Content Learning Outcome	To be able to identify road safety measures.

Lesson Notes


Topic: Road Safety

1. We should not play on the road.
2. Walk on the right hand side of the road and in a single line.
3. People who use the road are called pedestrians.
4. Cross the road when it is clear.
5. Cross at the traffic lights or zebra crossing.


Traffic light



Zebra Crossing



Activity: Draw and colour the traffic light and zebra crossing.



Strand: Na Veika Vakaviti

Sub Strand: Vakacuru vosa

CLO: Ni na oti na nodra cakacaka era sa na kila na vola vosa.

Vola mai na yacadra.


1.




2.



3.



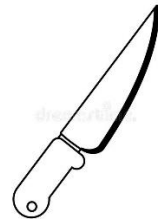
4.



5.



6.




7.



8.



9.



2036 PENANG SANGAM PRIMARY SCHOOL
YEAR: 2
LEARNING TO KNOW- ELEMENTARY SCIENCE
WORKSHEET 7

Theme: Safety

Strand	Earth and Beyond
Sub Strand	Our Changing Earth
Content Learning Outcome	To be able to relate safe and unsafe objects.

Lesson Notes

Topic: Safety

1. We need to use safe objects only.
2. Unsafe objects are dangerous for us.
3. Some examples of safe and unsafe objects for use are:

a. safe



b. unsafe



c. unsafe



d. safe



Activity: Draw and colour six of each safe and unsafe object.

Safe to use or play with

Unsafe to use or play with