

**2034 NANUKU SANGAM SCHOOL
SOLUTIONS
WORKSHEET 6 -2021**

Subject: Language, Literacy and Communication (English) Year: 2 Name: _____

Strand	Reading and Writing
Sub Strand	Reading and Writing
Content Learning Outcome	<ul style="list-style-type: none">• Read simple compositions.• Understand the given activities and write the answers.

New Words

Friend dance together sing tennis

Text

My Friend

I have a friend.
Her name is Kate.
She is seven years old.
She loves to eat apples.
She loves to play tennis.
We love to sing together.
We love to dance together.
I love my friend.



Activity 1

Arrange the words to form sentences.

1. have I a friend.
I have a friend.
2. together we love to sing.
We love to sing together.
3. old is seven She years.
She is seven years old.

Activity 2

Unjumble the words.

1. riendf - friend
2. gins - sing
3. erthetog - together
4. anced - dance

**2034 NANUKU SANGAM SCHOOL
SOLUTIONS
WORKSHEET 6 -2021**

Subject: Learning to Know (Maths) Year: 2 Name: _____

Strand	Numbers
Sub Strand	Operations
Content Learning Outcome	To be able to understand the operation to use and understand the concept of fact family.

New Words

Fact Family

Lesson Notes

Fact Family

- When a group of numbers are related, we say that they are fact family.

Example

$$23 + 6 = 29 \quad 26 + 3 = 29 \quad 29 - 3 = 26 \quad 29 - 6 = 23$$

Activity 1

a.) $21 + 8 = 29$

c.) $22 + 7 = 29$

$28 + 1 = 29$

$27 + 2 = 29$

$29 - 1 = 28$

$29 - 2 = 27$

$29 - 8 = 21$

$29 - 7 = 22$

b.) $33 + 6 = 39$

$36 + 3 = 39$

$39 - 3 = 36$

$39 - 6 = 33$

NANUKU SANGAM SCHOOL
LESSON NOTES
WORKSHEET 6- 2021

Subject: **Veika Vaka-viti** Year: **2** Name: _____

STRAND	Vakarorogo kei na Cavuti ni vosa
Sub- Strand	Na Veivanua e vakayagataki kina na vosa
Content Learning outcome	Vakadikeva na I tukutuku e rogoci me saumi kina na taro kei na kena vakadewataki ena veigaunisala duidui ni vakau itukutuku.

VOSA VOVOU

Vulica na veivosa vovou oqo.

1. bula
2. E so
3. lelevu.
4. lalai.
5. kana
6. wai.
7. E a
8. E na
9. kuro
10. keitou
11. ika
12. coka
13. saqa
14. i vakayakavi

Cakacaka Lavaki - Vakacavara na i yatuvosa

1. E bula e wai na **ika**.
2. Oqo e dua na ika **levu**.
3. E a coka ko **tamaqu**.
4. E na saqa e na **kuro**.
5. E na keitou **vakayakavi**.

Vosa veibasai- wirina na vosa e dodonu.

- a) lalai- **lelevu** / balavu
- b) e wai - e gusuna / **e vanua**
- c) droka - drava / **buta**
- d) vakayakavi - vakarua / **katalau**

Wirina na vosa ka duidui mai vei iratou na kena vo.

- a) sabutu, nuqa, qio, **dalo**
- b) tavioka, uto, **ura**, uvi
- c) tatavu, vesa, vavavi, **vakasaqa**
- d) duna, bonu, **kanace**, boila

**2034 NANUKU SANGAM SCHOOL
SOLUTIONS
WORKSHEET 6 -2021**

Subject: Living and Learning Together Year: 2 Name: _____

Strand	Myself and Others
Sub Strand	Friendship
Content Learning Outcome	To be able to understand who is a friend and the things we do with their friends.

New Words

Friendship need share play indeed symbol

Lesson Notes

- Friend is the person who stays with us and helps us.
- We share, play, run, swim, read, study and laugh with friends.
- Great sayings on friendship:
 "A friend in need is a friend indeed."
 "The greatest gift of life is friendship."
 "Share your smile with the world. It's a symbol of friendship."

Activity 1

Fill in the blanks.

1. "A friend in **need** is a friend **indeed**."

2. "The greatest **gift** of life is friendship."

3. "Share your **smile** with the world. It's a symbol of friendship."

Activity 2

Unjumble the words.

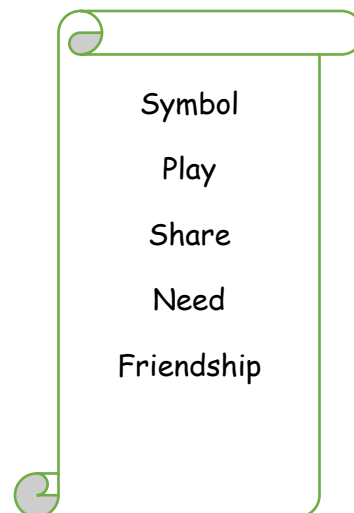
1. shipfriend - **Friendship**

2. deen - **Need**

3. eshar - **Share**

4. ypla - **Play**

5. ymsbol - **Symbol**



**2034 NANUKU SANGAM SCHOOL
SOLUTIONS
WORKSHEET 6 -2021**

Subject: Physical Development, Health and Well Being Year: 2 Name: _____

Strand	Healthy Living
Sub Strand	Perceptual motor development
Content Learning Outcome	To be able understand who is a friend and what a friend does for us.

New Words

Friend share listen special right

Lesson Notes

- A friend is a person whom we like to stay with and who always helps us.
- Friends listen to our problems.

Read the poem:

**Treat yourself and every other
Person as special
Be friendly.
Do things your friends
Wants to do sometimes
Have fun Ask God to help you find the right friends.**

Activity 1

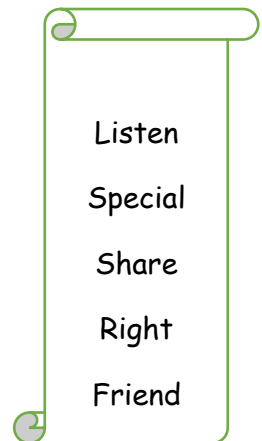
Fill in the blanks:

1. My friend's name is _____.
2. My friend is a _____.
3. He/ She likes to _____.
4. She/ He lives in _____.

Activity 2

Fill in the blanks.

**F*ri*end
S*h*are
S*pe*cial
R*igh*t
L*is*ten**



**2034 NANUKU SANGAM SCHOOL
SOLUTIONS
WORKSHEET 6 -2021**

Subject: Learning to Know (E/S) Year: 2 Name: _____









Strand	Living Things
Sub Strand	Flowers
Content Learning Outcome	<ul style="list-style-type: none"> To be able to state the name of different flowers and match the names with the pictures.

New Words

Flowers Hibiscus Frangipani water lily orchid daisy
sunflower Jasmine Rose









Lesson Notes

- There are many different types of flowers.
- Some flowers have smell and some do not smell.
- Different types of flowers:

 Hibiscus	 Rose	 Orchid	 Frangipani
 Water Lily	 Daisy	 Jasmine	 Sunflower

Activity 1

Label the flowers correctly.

 <u>Frangipani</u>	 <u>Jasmine</u>	 <u>Water Lily</u>	 <u>Sunflower</u>
 <u>Hibiscus</u>	 <u>Orchid</u>	 <u>Daisy</u>	 <u>Rose</u>

2034 NANUKU SANGAM SCHOOL
SOLUTIONS
WORKSHEET 6 -2021





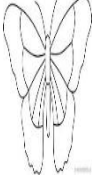

Subject: Language, Literacy and Communication (Hindi) Year: 2 Name: _____

Strand	बोलो, पढ़ो और लिखो ।
Sub Strand	त की पहचान ।
Content Learning Outcome	त को पहचाने और शब्द को पहचाने ।

Lesson Notes







सिखो

तितली ताला तरबूज़ तालाब तारा तोता

					
ताला	तारा	तरबूज़	तोता	तितली	तालाब

अभ्यास

इन्हें पूरा किजिए ।

					
ताला	तारा	तरबूज़	तोता	तितली	तालाब

जोड़ कर लिखिए ।

त + र + बू + ज़ = तरबूज़

ति + त + ली = तितली