

**2034 NANUKU SANGAM SCHOOL**  
**SOLUTIONS**  
**WORKSHEET 4 -2021**

Subject: Language, Literacy and Communication (English) Year: 2 Name: \_\_\_\_\_

Strand	Reading and Writing
Sub Strand	Reading and Writing
Content Learning Outcome	<ul style="list-style-type: none"><li>• Read simple compositions.</li><li>• Understand the given activities and write the answers.</li></ul>

New Words

Fishing

dad

catch

bucket

they

Text

Fishing

Tom likes to go fishing.

He likes to fish with his dad.

They will go fishing today.

Tom will catch the fish and put it in a bucket.

Activity 1

Sentence Writing

- ✓ The first letter of a sentence should have a capital letter.
- ✓ The end of a sentence should have a full stop.

Eg; this is a cat

This is a cat.

Write the given sentences correctly using a capital letter and a full stop.

1. tom likes to go fishing  
Tom likes to go fishing.
2. he likes to fish with his dad  
He likes to fish with his dad.

Activity 2

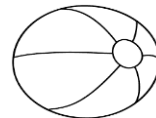
Circle the correct answer to each question.

1. What does Tom like to do?

a)



b)



2. Where will Tom put the fish after catching them?

a)



b)



**2034 NANUKU SANGAM SCHOOL  
SOLUTIONS  
WORKSHEET 4 -2021**

**Subject: Learning to Know (Maths) Year: 2 Name: \_\_\_\_\_**

Strand	Numbers
Sub Strand	Operations
Content Learning Outcome	To be able to understand the concept of commutative property.

New Words

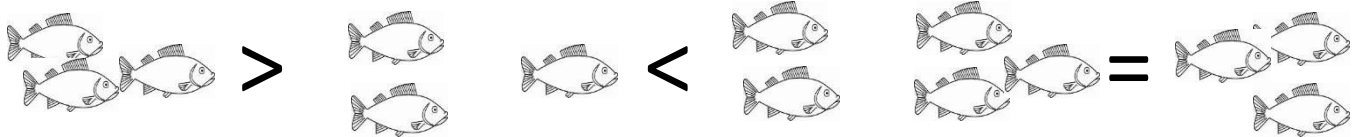
Comparing          Numbers

Lesson Notes

**Comparing Numbers**


> bigger than          < less than          = equal to

NB. To put the correct sign we can say it this way. Less than or smaller than (<), bigger than or greater than (>) or equal to (=).



**Activity 1**

Use the signs          <          >          =



**Activity 2**

1.	3 < 7	6.	62 < 85
2.	9 > 5	7.	19 < 28
3.	78 > 75	8.	18 > 14
4.	34 = 34	9.	43 < 47
5.	63 > 57	10.	99 > 96

NANUKU SANGAM SCHOOL  
LESSON NOTES  
WORKSHEET 5- 2021

Subject: Veika Vaka-viti

Year: 2

Name: \_\_\_\_\_

<b>STRAND</b>	Vakarorogo kei na Cavuti ni vosa
<b>Sub- Strand</b>	Na Veivanua e vakayagataki kina na vosa
<b>Content Learning outcome</b>	Vakadikeva na I tukutuku e rogoci me saumi kina na taro kei na kena vakadewataki ena veigaunisala duidui ni vakau itukutuku.

**VOSA VOVOU**

Vulica na veivosa vovou oqo.

1. vaka-viti 2. cecere 3. yavu. 4. rairai. 5. Era 6. tara.

**Cakacaka Lavaki -**

vaka -viti tagane vatu



Vakacavara na i yatuvosa:

1. Oqo na vale **Vaka-viti**.

2. E yavu **vatu**.

3. Era tara na **tagane**.

**2034 NANUKU SANGAM SCHOOL  
SOLUTIONS  
WORKSHEET 4 -2021**

**Subject: Living and Learning Together      Year: 2      Name: \_\_\_\_\_**

<b>Strand</b>	Culture and Diversity
<b>Sub Strand</b>	Respecting others Culture
<b>Content Learning Outcome</b>	To understand the importance of respecting others and how to greet people in different languages.

New Words

**Respect      earn      greeting      others      culture**

Lesson Notes

- Respect the culture of one another.
- By respecting others culture we earn respect.
- Greeting words in different language:
  1. Bula Vinaka (I Taukei)
  2. Namaste (Hindu)
  3. Assalamualaikum (Islam)
  4. Ni hao (Chinese)
- Respect all cultural prayers.
- Take part in cross religious and cultural events such as Diwali, Christmas and Eid.

Activity 1

Fill in the blanks.

1. Respect the culture of one another.
2. By respecting others culture we earn respect.
3. Respect all cultural prayer.

**prayer      earn**

**respect**

Activity 2

Match the greeting words correctly.

- |                    |          |
|--------------------|----------|
| 1. Bula Vinaka     | Chinese  |
| 2. Namaste         | Islam    |
| 3. Assalamualaikum | I Taukei |
| 4. Ni hao          | Hindu    |
-

**2034 NANUKU SANGAM SCHOOL  
SOLUTIONS  
WORKSHEET 4 -2021**

**Subject: Physical Development, Health and Well Being      Year: 2      Name: \_\_\_\_\_**

<b>Strand</b>	Healthy Living
<b>Sub Strand</b>	Perceptual motor development
<b>Content Learning Outcome</b>	To be able to state some water safety rules.


**New Words**

**Water                      Safety                      Rules                      Swim                      Learn**

**Lesson Notes**

We should remember these rules before going for a swim:

- Learn how to swim.
- Swim in the shallow water.
- Do not swim alone.
- Wear waist tubes if you cannot swim.
- Do not swim in dirty water.
- Do not push friends into the water.



**Activity 1**

Fill in the blanks.

1. Learn how to **swim**.
2. Swim in the **shallow** water.
3. Swim in clean **water**.
4. We should not **push** friends into the water.

push      swim      shallow      water

**Activity 2**

Write **Yes** or **No**

1. Learn how to swim. **Yes**
2. Swim in deep water. **No**
3. Do not swim alone. **Yes**
4. Push friends into the water. **No**

**2034 NANUKU SANGAM SCHOOL  
SOLUTIONS  
WORKSHEET 4 -2021**

**Subject: Learning to Know (E/S)**

**Year: 2**

**Name: \_\_\_\_\_**

<b>Strand</b>	Living Things and the Environment
<b>Sub Strand</b>	Structure and Life Process
<b>Content Learning Outcome</b>	<ul style="list-style-type: none"> <li>To be able to understand what is fishing, name the parts of a fish and list its functions.</li> </ul>

New Words

mouth

fishing

fin

tail

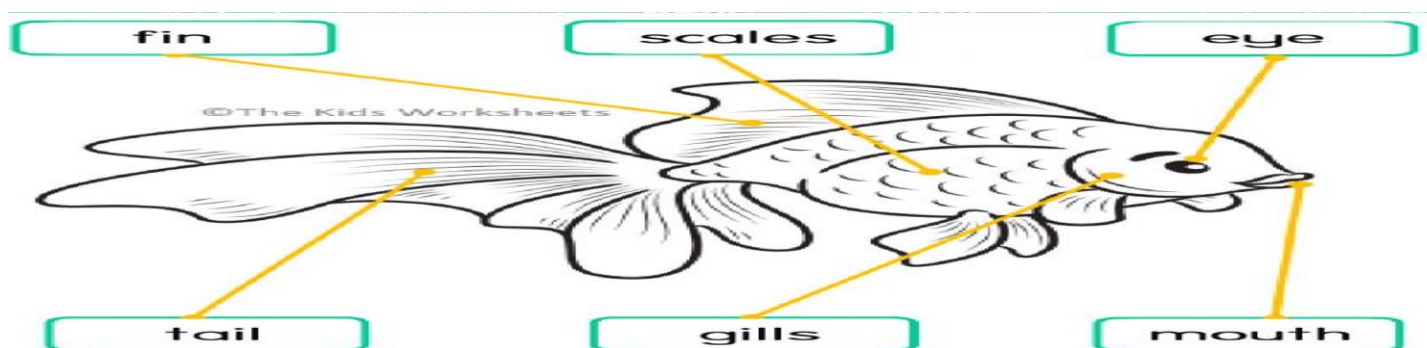
gill

Lesson Notes

- A fish lives in the water.
- Fish can be found in the river and sea.
- **Fishing** is when people go and catch fish.

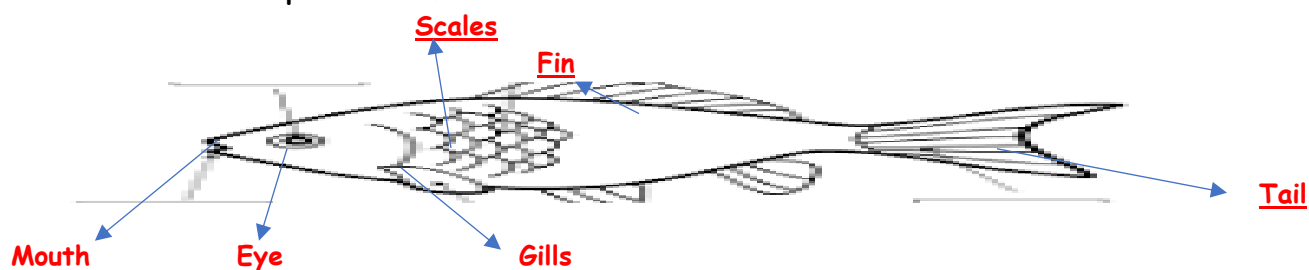
Parts of a fish.

Read and learn.



Activity 1

Draw and label the parts of a fish.



Activity 2

Colour the picture of coral reef.



**2034 NANUKU SANGAM SCHOOL  
SOLUTIONS  
WORKSHEET 4 -2021**

Subject: Language, Literacy and communication (Hindi) Year: 2 Name: \_\_\_\_\_

Strand	Speaking, Reading and Writing
Sub Strand	Comprehension and Word Formations.
Content Learning Outcome	To be able to read and comprehend the reading. To be able to identify the correct spellings of the new words.






**Lesson Notes**

पदों और सिखें ।




ज से एक जहाज उड़ा,  
मैं भी उसे उड़ाऊँगा ।  
पद लिखकर जब बड़ा बनूँगा,  
दूर गगन तक उड़ जाऊँगा ।

सिखें

ज - जाल जूता जग जहाज जल जानवर

				
जाल	जूता	जग	जल	जानवर

**अभ्यास**

<p style="text-align: center;"><b>सुधार कर लिखें ।</b></p> <p>लजा - <u>जाल</u> ताजू - <u>जूता</u> गज - <u>जग</u> लज - <u>जल</u> जानवर - <u>जानवर</u> जजहा - <u>जहाज</u></p>	<p style="text-align: center;"><b>चित्र के सही नाम लिखिए ।</b></p> <div style="display: flex; justify-content: space-around; align-items: center;"> <div style="text-align: center;">  <b>जाल</b> </div> <div style="text-align: center;">  <b>जग</b> </div> <div style="text-align: center;">  <b>जूता</b> </div> </div>
---	--