

**2034 NANUKU SANGAM SCHOOL  
SOLUTIONS  
WORKSHEET 5 -2021**

Subject: Language, Literacy and Communication (English) Year: 2 Name: \_\_\_\_\_

<b>Strand</b>	Reading and Writing
<b>Sub Strand</b>	Reading and Writing
<b>Content Learning Outcome</b>	<ul style="list-style-type: none"> <li>• Read simple compositions.</li> <li>• Put the correct punctuation marks and make new rhyming words.</li> </ul>

New Words

Picnic            snacks            shady            swam            enjoyed

Text

Picnic

"It's a good day for picnic," said mother.  
"Let's go for a picnic and enjoy ourselves.  
I took some snacks and food. My brother took juice and ball. We went in the car. We went to the beach where it was shady.  
"Let's go for a swim," said my brother.  
I jumped in the water. We swam and enjoyed ourselves.

Activity 1

Punctuation Marks

Eg; "I am very happy," said father.

Put the correct punctuation marks.

1. "It's a good day for picnic," said mother.
2. "I am going to town," said Aunty.

Activity 2

Make some new words.

_____ay	_____all	_____ook
e.g <u>day</u>	<u>Ball</u>	<u>Book</u>
<u>May</u>	<u>Call</u>	<u>Cook</u>
<u>Say</u>	<u>Fall</u>	<u>Hook</u>
<u>Pay</u>	<u>Tall</u>	<u>Look</u>

**2034 NANUKU SANGAM SCHOOL  
SOLUTIONS  
WORKSHEET 5 -2021**

**Subject: Learning to Know (Maths)      Year: 2      Name: \_\_\_\_\_**

Strand	Early Mathematics
Sub Strand	Measurement
Content Learning Outcome	To be able to recognize values of all coins and arrange the value of coins from the smallest to the largest.

**New words**

Money      coins      value

**Lesson Notes**

**Coins and its value:**



**5c**



**10c**



**20c**



**50c**



**\$1.00**



**\$2.00**

**Activity 1**

Write the value of the coins correctly.



**5c**



**10c**



**20c**



**50c**



**\$1.00**



**\$2.00**

**Activity 2**

Write the value of the coins from the smallest to the largest.

5c , 10c , 20c , 50c , \$1.00 , \$2.00

NANUKU SANGAM SCHOOL  
LESSON NOTES  
WORKSHEET 5- 2021

Subject: Veika Vaka-viti

Year: 2

Name: \_\_\_\_\_

<b>STRAND</b>	Vakarorogo kei na Cavuti ni vosa
<b>Sub- Strand</b>	Na Veivanua e vakayagataki kina na vosa
<b>Content Learning outcome</b>	Vakadikeva na I tukutuku e rogoci me saumi kina na taro kei na kena vakadewataki ena veigaunisala duidui ni vakau itukutuku.

**VOSA VOVOU**

Vulica na veivosa vovou oqo.

1. vaka-viti 2. cecere 3. yavu. 4. rairai. 5. Era 6. tara.

**Cakacaka Lavaki -**

vaka -viti      tagane      vatu



Vakacavara na i yatuvosa:

1. Oqo na vale **Vaka-viti**.

2. E yavu **vatu**.

3. Era tara na **tagane**.

**2034 NANUKU SANGAM SCHOOL  
SOLUTIONS  
WORKSHEET 5 -2021**

**Subject: Living and Learning Together    Year: 2    Name: \_\_\_\_\_**

<b>Strand</b>	Culture and Diversity
<b>Sub Strand</b>	My Roles and Responsibility as a Citizen of Fiji.
<b>Content Learning Outcome</b>	To understand the roles of as a citizen of Fiji.

New Words

**proud      Fiji      citizen      follow      law**

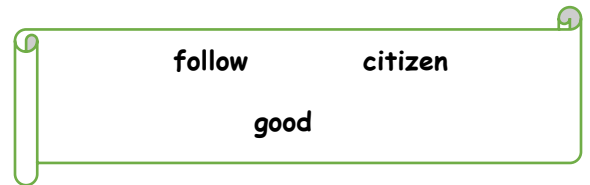
Lesson Notes

- I am proud to be a citizen of Fiji.
- I respect the constitution of Fiji.
- I follow the laws of Fiji.
- We should be good citizens.
- We should keep our country clean and make it a happy place to live in.

**Activity 1**

**Fill in the blanks.**

1. I am proud to be a citizen of Fiji.
2. I follow the laws of Fiji.
3. We should be good citizens.



**Activity 2**

**Match the words with its correct spellings.**

- |            |         |
|------------|---------|
| 1. ijiF    | Country |
| 2. tizenci | Law     |
| 3. wal     | Fiji    |
| 4. ounctry | Citizen |
- (Note: Lines connect 'Country' to 'ounctry', 'Law' to 'tizen', 'Fiji' to 'ijiF', and 'Citizen' to 'wal'.)*

**2034 NANUKU SANGAM SCHOOL  
SOLUTIONS  
WORKSHEET 5 -2021**

**Subject: Physical Development, Health and Well Being    Year: 2    Name: \_\_\_\_\_**

<b>Strand</b>	Healthy Living
<b>Sub Strand</b>	Perceptual motor development
<b>Content Learning Outcome</b>	To be able to state some safety rules during hurricanes and floods.

**New Words**

**Hurricane                      floods                      boil                      Stay                      river                      strong**

**Lesson Notes**

We should remember these safety rules during hurricanes and floods:

- Do not play in flooded creeks and rivers.
- Stay away from damaged power lines.
- Boil all drinking water.
- Stay indoors.



**Hurricane**



**Flood**

**Things not to do during flooding and hurricanes.**



**Do not play in flooded areas.**




**Do not play with power lines.**

**Activity 1**

Label the pictures correctly.



**Flood**



**Hurricane**

**Activity 2**

Fill in the blanks.

1. **Boil** all drinking waters.
2. Stay **indoors**.
3. Stay away from damaged power **lines**.

Indoors                      lines                      boil

**2034 NANUKU SANGAM SCHOOL  
SOLUTIONS  
WORKSHEET 5 -2021**

**Subject: Learning to Know (E/S)      Year: 2      Name: \_\_\_\_\_**

<b>Strand</b>	Living Things and the Environment
<b>Sub Strand</b>	Structure and Life Process
<b>Content Learning Outcome</b>	<ul style="list-style-type: none"> <li>To be able to understand what is picnic, things found on a beach and safety measures during picnic.</li> </ul>

New Words

picnic                      shells                      sand                      beach                      river

Lesson Notes

- Picnic is the time we spend with our families on the beach or river.



The Beach



The River

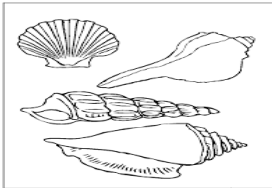
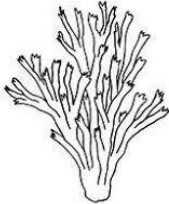


- Some of the things found on the beach:
  - Shells
  - Sand
  - Mangroves
  - Broken corals
  - water
  - rocks
- Safety measures during a picnic:
  - Go swimming with elders.
  - Swim in shallow water.
  - Call for help when in trouble.
  - Do not sit at the edge of a boat.

Activity 1

Draw 4 things you can find on the beach.

Activity 2

Fill in the blanks correctly.

 <b>shells</b>	 <b>coral</b>	<ol style="list-style-type: none"> <li>Go swimming with <b>elders</b>.</li> <li>Call for <b>help</b> when in trouble.</li> <li>Do not sit at the edge of a <b>boat</b>.</li> </ol> <div style="border: 1px solid green; border-radius: 10px; padding: 10px; margin-top: 20px; text-align: center;"> <span style="font-size: 1.2em;">boat      help      elders</span> </div>
 <b>sand</b>	 <b>mangrove</b>	



**2034 NANUKU SANGAM SCHOOL  
SOLUTIONS  
WORKSHEET 5 -2021**

**Subject: Language, Literacy and Communication (Hindi) Year: 2 Name: \_\_\_\_\_**

Strand	बोलो, पढ़ो और लिखो ।
Sub Strand	इ की मात्रा ।
Content Learning Outcome	कविता को पढ़ें और समझें । इ की मात्रा को पहचानें और उसका सही उपयोग करें ।

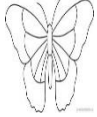
**Lesson Notes**

पढ़ो और सिखो ।






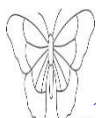



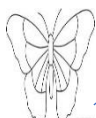

विमला जा । चिड़िया उड़ा ।  
अनिता आ । सितार बजा ।  
किताब ला । किताब पढ़ ।

सिखो

इ की मात्रा ( i )

<p>इ की मात्रा ( i )</p> <p>क + i = कि</p> <p>ख + i =खि</p> <p>ग + i =गि</p>	 पिताजी	 दिन	 बिल्ली	 किताब	 तितली	 दिल
--	---	--	--	--	--	--

अभ्यास

<p>इ की मात्रा ( i ) सही जगह पर लगाइए ।</p> <div style="display: flex; justify-content: space-around; align-items: center;"> <div style="text-align: center;">  दिल             </div> <div style="text-align: center;">  दिन             </div> </div>	<p>इन्हें मिलाइए ।</p> <div style="display: flex; justify-content: space-between;"> <div style="text-align: center;">  पिताजी             </div> <div style="text-align: center;">  बिल्ली             </div> <div style="text-align: center;">  किताब             </div> <div style="text-align: center;">  तितली             </div> </div> <div style="display: flex; justify-content: space-between; margin-top: 20px;"> <div style="text-align: center;">  दिल             </div> <div style="text-align: center;">  दिन             </div> <div style="text-align: center;">  किताब             </div> <div style="text-align: center;">  तितली             </div> <div style="text-align: center;">  पिताजी             </div> </div>
---	--