

2036 PENANG SANGAM PRIMARY SCHOOL

YEAR 2

ENGLISH

WORKSHEET 6

Strand	Reading & Writing
Sub-Strand	Writing
Content Learning Outcome	Read simple sentence and answer questions in a text.

Comprehension

Jane

Jane is a beautiful girl. She is 8 years old.

She lives with her family in Nadi.

She attends Nadi Airport School and is in year 3.

Her father is a doctor and her mother is a teacher.

She has a big brother and a baby sister.

Jane has a pet named Fluffy.

Answer the questions.

1. Who is a beautiful girl ?

2. How old is Jane ?

3. Where does she live ?

4. What is the name of her school ?

5. Which year is she in ?

6. What does her father do ?

7. What does her mother do ?

2036 PENANG SANGAM PRIMARY SCHOOL

Year: 2

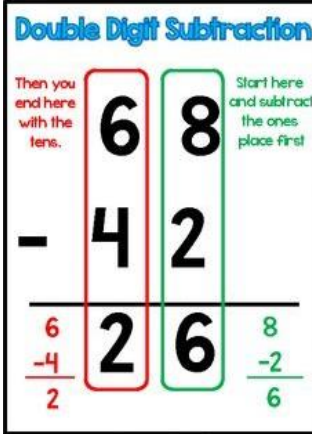
Mathematics

Worksheet 6

Strand	Early Mathematics
Sub Strand	Numbers
Content Learning Outcome	Children should be able to recognise that subtraction decreases the total number of objects.

Lesson Notes

Topic: Subtraction

Subtraction Without Regrouping										
<div><p>Double Digit Subtraction</p><p>Then you end here with the tens.</p><p>Start here and subtract the ones place first</p></div>	<ul style="list-style-type: none">➤ Start in the ones place- so 8 ones minus 2 ones equals 6 ones➤ Let's do the tens place- 6 tens minus 4 tens equals 2 tens➤ So, the answer we get is 26	<table><tr><th>Tens</th><th>Ones</th></tr><tr><td>6</td><td>8</td></tr><tr><td>-</td><td>2</td></tr><tr><td>6</td><td>6</td></tr></table> <ul style="list-style-type: none">• 8 - 2 = 6• 6 - 0 = 6	Tens	Ones	6	8	-	2	6	6
Tens	Ones									
6	8									
-	2									
6	6									
		<ul style="list-style-type: none">➤ Start in the ones place- so 8 ones minus 2 ones equals 6 ones➤ Let's do the tens place- 6 tens minus 0 tens equals 6 tens➤ So, the answer we get is 66								

Examples

Tens	Ones	Tens	Ones	Tens	Ones	Tens	Ones	Tens	Ones	Tens	Ones
4	5	8	5	7	2	9	6	4	5	4	6
-	3	- 1	1	- 4	1	- 5	2	- 2	5	- 3	5
4	2	7	4								

Tens	Ones	Tens	Ones	Tens	Ones	Tens	Ones	Tens	Ones	Tens	Ones
7	9	7	6	9	4	4	8	7	5	5	4
-	2	-	0	-	2	-	3	-	4	-	4

Tens	Ones	Tens	Ones	Tens	Ones	Tens	Ones	Tens	Ones	Tens	Ones
6	6	8	6	4	7	9	5	9	8	5	8
-	4	-	4	-	4	-	1	-	6	-	6

2036 PENANG SANGAM PRIMARY SCHOOL
YEAR: 2
HEALTH AND WELLBEING - HEALTHY LIVING
WORKSHEET 6

Theme: Plants

Strand	Healthy Living
Sub Strand	Personal and Community Health
Content Learning Outcome	Be able to relate sources and different types of food from plants.

Lesson Notes





Topic: Plants We Eat

1. We get our food from plants.
2. The food we get from plants are in the form of:
 - fruits
 - vegetables,
 - root crops,
 - seeds.
3. These foods are picked from:
 - trees – examples: breadfruits, coconuts, apples, pears
 - tops- examples: lettuce, cabbages, coriander, pineapples
 - roots- examples: carrots, radish, potatoes, dalo, cassava, sweet potatoes, peanuts
 - vines- examples: pumpkins, watermelons, cucumbers

Activity 1: Draw and colour foods in form of:

<u>Fruits</u>	<u>Vegetables</u>	<u>Root Crops</u>	<u>Seeds</u>

Activity 2: Draw and colour the foods we get from:

<u>Trees</u>	<u>On top of ground</u>	<u>Roots</u>	<u>Veins</u>
example 	example 	example 	example 

Strand	पढ़ो और लिखो
Sub Strand	1. पढ़ो 2. लिखो
Content Learning Outcome	सरल शब्दों को पढ़ने, आकार देने और समझने में समझ होना ।

Lesson Notes

Topic: हिन्दी वर्णमाला

पढ़ो और याद करो

क ख ग घ

Activity 1 : अक्षरों को देख कर लिखो -Copy and write

क - _____ ख - _____
ग - _____ घ - _____

Activity 2: दिए गए अक्षरों से शब्द लिखिए - Word Building

क - _____ ख - _____
ग - _____ घ - _____

Activity 3: Based on the words chosen in Activity 2, do your drawings and colour.

क -	ख -	ग -	घ -
क -	ख -	ग -	घ -

2036 PENANG SANGAM PRIMARY SCHOOL

YEAR: 2

LIVING AND LEARNING TOGETHER- SOCIAL STUDIES

WORKSHEET 6

Theme: Plants

Strand	Culture and Diversity
Sub Strand	Culture
Content Learning Outcome	To be able to identify some common flowers in Fiji.

Lesson Notes

Topic: Some Common Flowers of Fiji

1. Flowers are different in colours, shape and size.
2. They are used in many ways.
3. Some of the common flowers in Fiji are:

- Hibiscus



- Orchid



- Frangipani



- Marigold



Activity: Draw and colour the common flowers of Fiji and how we use them.

[illegible]

2036 PENANG SANGAM PRIMARY SCHOOL
YEAR 2
VOSA VAKAVITI
WORKSHEET 6

Strand: Na Veika Vakaviti

Sub Strand: Wiliwili Vaka-Viti


CLO: Ni na oti na nodra cakacaka era sa na kila na wiliwili vaka-viti mai 1-10.

Lesoni :

1	Dua
2	Rua
3	Tolu
4	Va
5	Lima
6	Ono
7	Vitu
8	Walu
9	Ciwa
10	Tini

Cakacaka Lavaki : Vola mai na kedrai wiliwili vaka-viti

1.




2.




3.



4.




5.



©2018 Rhonda's Visuals

6.



Theme: Plants

Strand	Living Things and the Environment
Sub Strand	Structure and Life Process
Content Learning Outcome	To be able to relate the things that plants need in order to grow.

Lesson Notes

Topic: Needs of Plants

1. All plants need certain items in order to grow.

2. These things are:

- sunlight
- air
- soil
- water



Activities

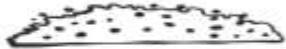
A. What do plants need to grow? Colour the pictures and match each picture with the correct word.

1.



a. sun

2.



b. air

3.



c. soil

4.



d. water

B. Draw lines from each picture to match its feature.



Cabbage

- grow for a short period of time
- have soft stems
- have many branches
- small roots
- big and strong roots
- have strong stems
- grow everywhere
- easy to pull out
- can grow for years



Mango tree