

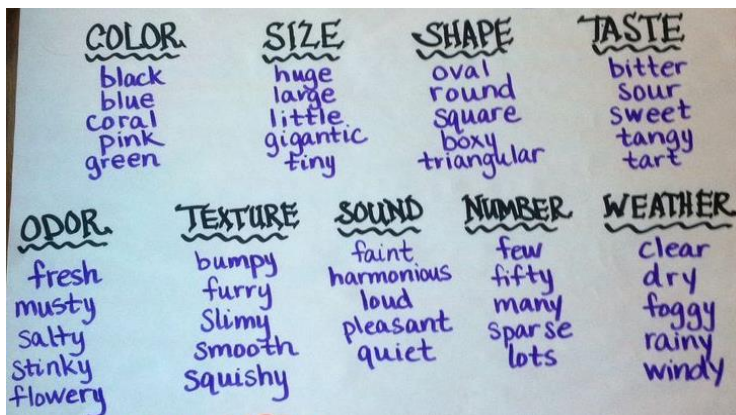
2036 Penang Sangam Primary School
Year 3
English
Worksheet 9

STRAND	Writing and Shaping
SUB-STARND	English features and rules
CONTENT LEARNING OUTCOME	Construct legible and logical images, sentences and paragraphs to express ideas and experiences in various situations and contexts.

Lesson Notes

Adjectives

Adjectives are words that tell us more about or describe nouns. They tell us what kind or which color or how many.



For example:

He wore a blue shirt. (**what color**)

I ate two buns. (**how many**)

It's an oval plate. (**what shape**)

Questions

Complete each sentence by using an adjective from the box.

cruel	sharp	five	rich
-------	-------	------	------

1. She used a _____ knife.
2. We have _____ fingers on each hand.
3. The _____ man gave money for charity.
4. The _____ boy kicked the dog.

Underline the adjectives in each sentence.

1. Yesterday was a rainy day.
2. The palace has twenty rooms.
3. My grandmother is a tiny lady.
4. Mrs Ram bought expensive groceries at the shop.
5. The truck has a huge tyre.
6. It was an exciting game.


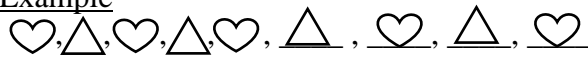
2036 Penang Sangam Primary School
Year 3
Mathematics
Worksheet 9

STRAND	Algebra
SUB-STARND	Patterns
CONTENT LEARNING OUTCOME	Copy and create patterns with objects/ write algebraic expression such as more than or less than.

Lesson Notes

Creating Patterns – when you see the pattern given and complete the given work.

Example



Number Patterns

Follow the pattern given.

Example

$2^{+2}, 4^{+2}, 6^{+2}, 8^{+2}, 10$

This is a two more pattern.

$10^{-2}, 8^{-2}, 6^{-2}, 4^{-2}, 2$

This is a two less pattern.

Questions

A. Complete the given pattern.

- , △, □, ○, △, □, _____, _____, _____
- ☆, ♥, △, ☆, ♥, △, _____, _____, _____

B. Complete the list and describe the pattern.

- 2, 3, 4, _____, _____, _____, _____
What is the pattern? _____
- 3, 7, 11, _____, _____, _____, _____
What is the pattern? _____
- 10, 20, 30, 40, _____, _____, _____, _____
What is the pattern? _____
- 30, 25, 20, _____, _____, _____
What is the pattern? _____

2036 PENANG SANGAM PRIMARY SCHOOL
YEAR 3
HEALTHY LIVING
WORKSHEET 9



Strand	Personal and Community Health
Sub Strand	Personal Hygiene and Sanitation
Content Learning Outcome	Explore and practice personal health and hygienic behaviors at home and in school.

Lesson Notes: Personal Cleanliness

1. I must look after my cleanliness well.
2. Brush your teeth after every meal. Rinse the mouth well. Sugarcane, coconuts and cucumber helps in cleaning the teeth.
3. Cut finger nails and toe nails if they are long because they collect dirt and germs easily. Never bite your finger nails.
4. Use a handkerchief to clean your nose. Never wipe your nose or hands with your clothes. Always keep a handkerchief.
5. Wash hands with soap and water after visiting the toilet.

ACTIVITY

What are they doing?

 <p>B.....</p>	 <p>W..... H.....</p>
---	---

Strand	सुनना एवं बोलना
Sub Strand	उचित परिस्थितियों और संदर्भों में अपने विचारों और अनुभवों को प्रभावकारी ढंग से संचरित करने हेतु मौखिक भाषा का प्रयोग शुद्ध व तर्क संगतिपूर्वक करना
Content Learning Outcome	विचारों व जानकारी को व्यक्त करने हेतु सरल वाक्यों एवं अभिव्यक्तियों का विभिन्न वाक्यारंभों एवं उपयुक्त योजक-युक्तियों सहित निर्माण करना

Lesson Notes

सफ़ाई

महेश और रोहित दोनों एक ही शाला में पढ़ते थे। पर दोनों का स्वभाव एक-दूसरे से नहीं मिलता था।

महेश सदाप्रसन्न रहता था। उसके कपड़े साफ़ थे। शरीर भी स्वच्छ था। रोहित का स्वभाव बहुत चिड़चिड़ा था। वह सदा बीमार रहता था। एक दिन महेश घूमते-घूमते रोहित के घर की ओर जा पहुँचा। महेश को देखकर रोहित ने उसे घर में बुला लिया।

महेश ज्यों ही वहाँ जाकर बैठा कि मच्छर आकर कान में गुन-गुन करने लगे। मक्खियाँ भन-भन करने लगीं। घर में बैठना कठिन हो गया। घर में खिड़कियाँ नहीं थीं। फर्श सीला था। नालियों में पानी सड़ रहा था। वहाँ की हवा में से दुर्गन्ध आती थी। महेश वहाँ से भागा और पेड़ के नीचे आकर उसने साँस ली।

अब उसकी समझ में आया कि क्यों रोहित का स्वभाव चिड़चिड़ा है और क्यों वह बीमार रहता है।

Questions

एक चित्र बनाओ जिसमें आप अपने दोस्तों के साथ सफ़ाई कर रहे हो।

2036 PENANG SANGAM PRIMARY SCHOOL
YEAR 3
SOCIAL STUDIES
WORKSHEET 9

Strand	Resources and Economic Activities
Sub Strand	Use and Management of Resources
Content Learning Outcome	Investigate the resources they use in their homes and schools and express how they can be managed well.

Lesson Notes:

My Belongings at Home

Personal resources are things that belong to us or in other words things that we own.

Another name for personal resources would be **personal belongings**.

Some personal resources we have at home are: **clothes, hair brush, toothbrush, towels, pillows, blankets, toys, story books and many more.**



ACTIVITY

Draw, name and colour any one of your personal belongings at home.

2036 PENANG SANGAM PRIMARY SCHOOL

YEAR 3

NA VOSA VAKAVITI

WORKSHEET 9

Wase 6: Na Uca

Ulutaga ni lesoni: Wilivola Kei Na Saumi Taro

Sa vakatuloaloa mai na vanua. E kilai ni sa voleka ni tau na uca. E na raici ni sa buto mai na lagi ka loa mai na vunilagi. Sa uku mai na loaloa ena tekivu mimiri yadudua mai na mata ni uca ka toro cake tiko me yacova ni sa taubi sara. Ena so na gauna ena liu mada mai na tibi ni liva ka vakuru na vanua ena domo ni kurukuru. Oqori ni sa buto mai na lagi kei na vunilagi. Ke tibi na liva ka muria mai vakatotolo na kurukuru, ena calidi se cabolo. Oqori na yacana na yaseyase. Ni sa vula itubutubu, ena tau vakadede na uca. Na uca oqo e dau donuya na vula ko Seviteba me laki yacova sara na vula ko Noveba.

Cakacaka lavaki

Na Taro: sauma mai na veitaro oqo:

- 1. A cava na i vakatakilakila ni sa vakarau tau na uca?**

- 2. A cava e dau tarava na tibi ni liva?**

- 3. A cava e dau tubu ena gauna ni vula i tubutubu?**

2036 Penang Sangam Primary School
Year 3
Elementary Science
Worksheet 9

STRAND	Energy
SUB-STARND	Effect of heat on air
CONTENT LEARNING OUTCOME	Children to understand that air expands when heated.

Lesson Notes

Effects of heat on air



Before heating



After heating

A balloon is fastened on the neck of an empty bottle to trap the air inside. The bottle is placed in a pan of water. The pan is heated. The balloon starts to expand. Later the water in the pan is left to cool. Once the water cools the balloon contracts. This experiment shows that air expands when it is heated and it contracts when it is cooled.

Questions

1. What is in the bottle?

- a. water b. air c. nothing

2. Air is a _____

- a. gas b. liquid c. solid

3. When water gets hot the air inside the bottle _____

- a. contracts b. cools off c. expands

4. As the air expands, the balloon _____

- a. stays the same b. gets bigger c. gets smaller