

NANUKU SANGAM SCHOOL  
NEW TERM RE-ALIGNED  
WORKSHEET 2

Subject: English

Year: 3

Name: \_\_\_\_\_

**Strand:** Listening and Speaking.

**Strand Outcome:** Examine and use appropriate simple social etiquette and making appropriate responses considering audience and purpose.

# Manners

Match the question with the correct response

1. What should you say if you walk in front of someone?	<i>Are You Ok?</i>
2. Letting someone use something you are using is called?	<i>I'm Sorry!</i>
3. When you ask for something you say?	<i>Respect</i>
4. When you receive something you say?	<i>Nice to Meet You!</i>
5. When you receive a gift you send a what?	<i>Thank You!</i>
6. If your parents ask you to do something, you show them what?	<i>Please!</i>
7. If you make someone else upset or sad, you say?	<i>Thank You Card</i>
8. If someone is having a bad day and you see them upset, you ask?	<i>Sharing!</i>
9. When you meet someone you say?	<i>Excuse Me!</i>

Picture Source: [comprar-en-internet.net](http://comprar-en-internet.net)

**2034 NANUKU SANGAM SCHOOL**  
**NEW TERM RE-ALIGNED**  
**WORKSHEET 2**

Subject: Mathematics

Year: 3

Name: \_\_\_\_\_

**Strand:** Numbers

**Sub Strand:** Fractions.

**Strand Outcome:** Express and show the link of fractions as part of a whole in addition and subtraction using number lines and problem solving.

**LESSON NOTES**

To add...

$$\frac{1}{5} + \frac{2}{5}$$

Just add up the numerators

$$\frac{1}{5} = \frac{2}{5} = \frac{1+2}{5} = \frac{3}{5}$$

Subtract the **numerators**  
Keep the same **denominator**

$$\frac{5}{8} - \frac{2}{8} = \frac{3}{8}$$

**Subtracting fractions**

Work out the following:

Name \_\_\_\_\_

Date \_\_\_\_\_

**ADDING SUBTRACTING FRACTIONS WITH LIKE DENOMINATORS SHEET 1**



1)  $\frac{2}{5} + \frac{1}{5} = \frac{\quad}{5}$

2)  $\frac{3}{6} - \frac{2}{6} = \frac{\quad}{6}$

3)  $\frac{2}{7} + \frac{4}{7} = \frac{\quad}{7}$

4)  $\frac{1}{8} + \frac{2}{8} = \frac{\quad}{8}$

5)  $\frac{3}{5} - \frac{1}{5} = \frac{\quad}{5}$

6)  $\frac{5}{10} - \frac{4}{10} = \frac{\quad}{10}$

7)  $\frac{2}{9} + \frac{3}{9} =$

8)  $\frac{6}{11} - \frac{3}{11} =$

9)  $\frac{9}{20} - \frac{2}{20} =$

10)  $\frac{1}{7} + \frac{4}{7} =$

11)  $\frac{8}{20} + \frac{3}{20} =$

12)  $\frac{8}{12} - \frac{3}{12} =$

13)  $\frac{4}{15} + \frac{7}{15} =$

14)  $\frac{11}{25} - \frac{7}{25} =$

15)  $\frac{7}{11} - \frac{3}{11} =$

16)  $\frac{4}{13} + \frac{5}{13} =$

17)  $\frac{9}{25} - \frac{9}{25} =$

18)  $\frac{13}{25} + \frac{6}{25} =$

19)  $\frac{5}{14} + \frac{4}{14} =$

20)  $\frac{11}{13} - \frac{9}{13} =$



**2034 NANUKU SANGAM SCHOOL  
NEW TERM RE - ALIGNED  
WORKSHEET 2-2021**






**Subject: Healthy Living**                      **Year: 3**                      **Name: \_\_\_\_\_**

Strand                      Human Growth and Development  
Sub Strand              Growth and Changes  
CLO                        Distinguish the components and care of the sensory body system

**Senses – Parts of My Body**

1. We have five senses
- The eyes are most delicate organs. We use our eyes to see.
  - The ears are used to hear. We should not use sharp or pointed objects when cleaning our ears.
  - The nose are used for smell. Blow your nose to clean it.
  - The tongue are used to taste. Clean your tongue when you brush your teeth.
  - The skin is used for feeling things. Clean every part of body while bathing.

**Activity**                      **Label the parts of the body below and colour them**

skin	mouth	tongue	eyes	nose
	<p style="text-align: center;">_____</p> <p>I use my _____ to <b>see</b>.</p>			
	<p style="text-align: center;">_____</p> <p>I use my _____ to <b>smell</b>.</p>			
	<p style="text-align: center;">_____</p> <p>I use my _____ to <b>hear</b>.</p>			
	<p style="text-align: center;">_____</p> <p>I use my _____ to <b>taste</b> things.</p>			
	<p style="text-align: center;">_____</p> <p>I use my _____ to <b>feel</b> things.</p>			



**2034 NANUKU SANGAM SCHOOL  
NEW TERM RE - ALIGNED  
WORKSHEET 2 -2021**

**Subject: Hindi**

**Year: 3**

**Name: \_\_\_\_\_**

STRAND	लिखाना एवं निर्माण करना
SUB-STRAND	भाषा अधिगम प्रक्रियाएँ और युक्तिय
CONTENT LEARNING OUTCOME	नीचे शब्दों का निर्माण करना तथा कुछ शब्दों को सही तरह से सुधार कर लिखना

**नीचे दिये गए अक्षरों से नये शब्दों का निर्माण किजिये ।**

जैसे            क            -            कमल

1. जू - \_\_\_\_\_
2. र - \_\_\_\_\_
3. मा - \_\_\_\_\_
4. खा - \_\_\_\_\_
5. दि - \_\_\_\_\_

**नीचे दिये गए शब्दों को सुधार कर लिखिये ।**

- घ. नमर - \_\_\_\_\_
2. नाखा - \_\_\_\_\_
3. लीलबि - \_\_\_\_\_
4. नारो- \_\_\_\_\_
5. लकम - \_\_\_\_\_

**2034 NANUKU SANGAM SCHOOL  
NEW TERM RE - ALIGNED  
WORKSHEET 2-2021**

**Subject: Social Studies**

**Year: 3**

**Name: \_\_\_\_\_**

Strand            Time, Continuity and Change  
Sub Strand      Understanding the past  
CLO                Outline their family origin and identity

**Family Relationship**

How am I related to the people in my family?

All the people in the family are related. We use special names to call one another. We can use special signs to draw a family tree.

Male



female



A family tree is a diagram that shows relationships in a family.

Nuclear family – mother, father and children

Extended family – grandparents, parents and children

**Activity**

1. Draw extended family.

2. Draw nuclear family

NANUKU SANGAM SCHOOL  
NEW TERM RE-ALIGNED  
WORKSHEET 2

Subject: **Veika Vaka-viti** Year: **3** Name: \_\_\_\_\_

<b>STRAND</b>	Volavola kei na Bulibuli
<b>Sub- Strand</b>	Lawa ni Vosa
<b>Content Learning outcome</b>	Vakayagataki na vakadidigo kei na lawa ni vosa dodonu ena buli iyatuvosa.

**LESSON NOTES** Na Vosavosa Vaka-viti.

1. **E vidi na ura**- ni dua e totolo na nona veiladeyaki, cici se toso.
2. **Sa maca na mena wai**- oca ka sa manati koya e dua na karamaca levu.
3. **Tu na i nima ka luvu na waqa**- oca ka mate wale e na cakacaka ia e tu ga na i yaya me vakarawarawataka na cakacaka.
4. **Bole drava**- bolea e dua na ka ia qai sega ni rawata mai.
5. **Tobo ika e na vanua mamaca**- rawata e dua na ka e sega ni bunotaka.

**Cakacaka Lavaki - Vosa Veibasai**

Vola na veibasai ni vei vosa oqo.

1. rabailevu - \_\_\_\_\_
2. cecere- \_\_\_\_\_
3. titobu- \_\_\_\_\_
4. toboka- \_\_\_\_\_
5. cuva- \_\_\_\_\_
6. nunu- \_\_\_\_\_

**Vukica na veiyatuvosa oqo ki na lewe levu.**

1. E na lakova ko koya na delana ko ya.

\_\_\_\_\_.

2. Au na sokota na wasawasa.

\_\_\_\_\_.

**2034 NANUKU SANGAM SCHOOL  
NEW TERM RE - ALIGNED  
WORKSHEET 2-2021**

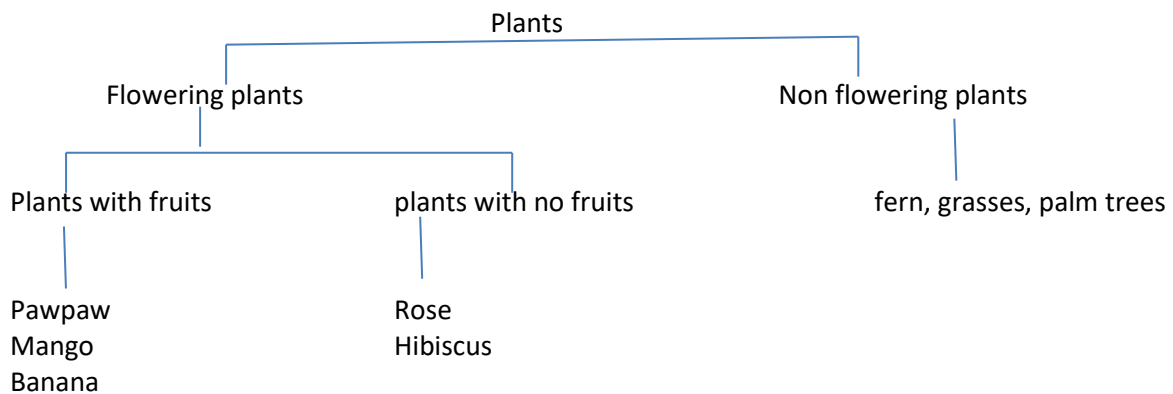
**Subject: Elementary Science**

**Year: 3**

**Name: \_\_\_\_\_**

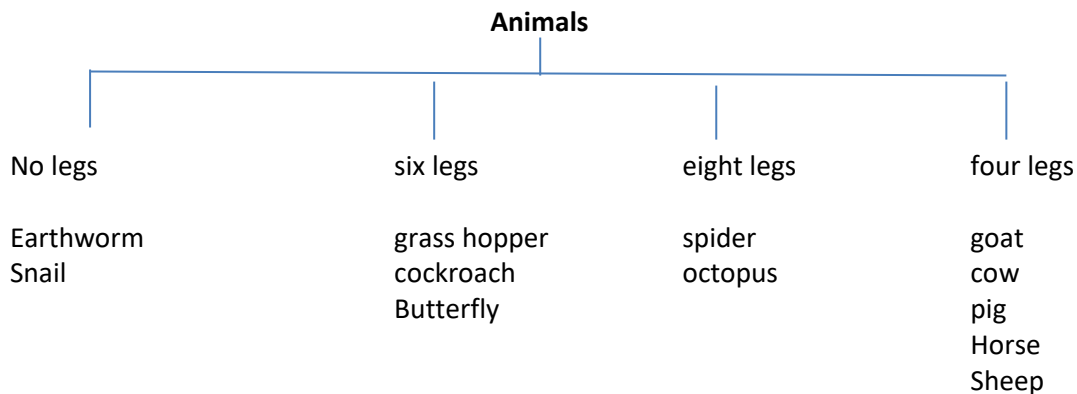
Strand Living Things and Their Environment  
 Sub Strand Bio Diversity, Relationship and Sustainability  
 CLO Investigate ways a variety of plants and animals from the local environment can be grouped using their common characteristics.

**Classification of plants**



Plants live in water. Plants grow in moist, shady places. They also have different shapes of leaves.

**Classification of animals**



Activity

1. Draw animal with six legs.



2. Draw animal with 4 legs



3. Draw animal with no leg



4. Draw a plant with fruit.



5. Draw a plant with no fruit.

