

NANUKU SANGAM SCHOOL
NEW TERM RE-ALIGNED
WORKSHEET 3

Subject: English

Year: 3 Name: _____

Strand: Listening and Speaking.

Strand Outcome: Evaluate meaning of spoken text by using simple strategies such as asking questions and story telling.

Name: _____

Date: _____


Grade 3 Reading Comprehension Worksheet

Great Big Elephants

By Rosa Muller

Read the passage below.

Almost everything about elephants is big. They are the largest animals that live on land. There are two kinds of elephants: the Indian elephant and the African elephants. A male, African elephant can weigh up to six thousand kilos. Elephants can be up to four meters tall. Elephants need to live in very large areas because they eat and drink so much. Every day, elephants spend about 16 hours eating. They eat up to 200 kilos of food. They can drink over 250 liters of water. Elephants have very big, very thin ears. Elephants use their ears to cool themselves down. An elephant's trunk can smell food, water and predators. Elephants need very strong legs to support their heavy bodies. Elephant tusks are really long, curved teeth. Elephants use their tusks to dig food and water and to fight.



Answer each question.

1. How many kinds of elephants are there?

2. A male, African elephant can weigh up to six thousand kilos.

a. True b. False

3. Why elephants need to live in large areas?

4. What does elephant's trunk smell?

5. Why elephants need strong legs?

6. What are the tusks?

**2034 NANUKU SANGAM SCHOOL
NEW TERM RE-ALIGNED
WORKSHEET 3**

Subject: Mathematics

Year: 3

Name: _____

Strand: Algebra.

Sub Strand: Operations.

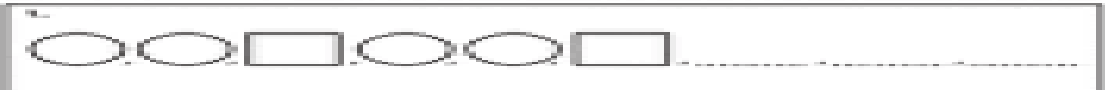
Strand Outcome: Explore and use algebraic expression to complete number patterns.


Activity- Complete the patterns given below.

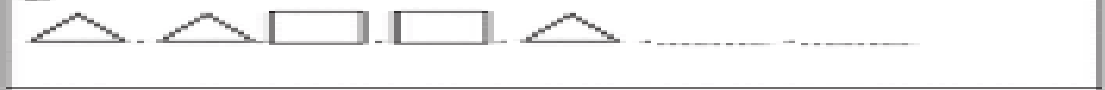
Shape Patterns


Name: _____ Date: _____

Instructions: Complete the patterns.

1. 

2. 

3. 

4. 

www.education.com

Name : _____ Score : _____
Teacher : _____ Date : _____

Complete the Skip Counting Series

- 1) 0 , 4 , 8 , _____ , _____ , _____ , _____ , _____
- 2) _____ , _____ , _____ , 38 , 46 , 54 , _____ , _____
- 3) _____ , _____ , _____ , _____ , 16 , _____ , 22 , 25
- 4) 19 , _____ , _____ , _____ , _____ , _____ , _____ , 67 , 75
- 5) _____ , _____ , _____ , 39 , _____ , 59 , _____ , 79
- 6) _____ , 20 , 24 , _____ , _____ , 36 , _____ , _____
- 7) _____ , 9 , _____ , _____ , 18 , _____ , 24 , _____
- 8) _____ , _____ , _____ , 28 , 33 , 38 , _____ , _____
- 9) 15 , 17 , _____ , 21 , _____ , _____ , _____ , _____
- 10) _____ , _____ , _____ , 23 , _____ , _____ , 29 , 31
- 11) _____ , _____ , _____ , 25 , 30 , _____ , 40 , _____
- 12) 3 , _____ , 23 , _____ , _____ , _____ , _____ , _____ , 73

NANUKU SANGAM SCHOOL
NEW TERM RE-ALIGNED
WORKSHEET 3

Subject: Veika Vaka-viti

Year: 3

Name: _____

STRAND	Volavola kei na Bulibuli
Sub- Strand	Lawa ni Vosa
Content Learning outcome	Vakayagataki na vakadidigo kei na lawa ni vosa dodonu ena buli iyatuvosa.

Cakacaka Lavaki:

a) Veisautaka na i yatuvosa ki na i wiliwili ka vinakati.

1. Kauta mai na gone. (3)

_____.

2. Oqo na kena. (3)

_____.

3. Biuta vinaka na kau oqori. (lewe levu)

_____.

4. Keimami sa oca na waraki ratou. (2)

_____.

5. Vakaraitaka vei rau na nomu waqa vou. (1)

_____.

b) Vakamacalataki iko.

1. Yacamu- _____.

2. Nomu Koro- _____.

3. Mataqali- _____.

4. Tokatoka- _____.

5. Yavusa- _____.

6. Tikina- _____.

7. Yasana- _____.

8. Tutu Vakavanua- _____.

2034 NANUKU SANGAM SCHOOL
NEW TERM RE - ALIGNED
WORKSHEET 3-2021

Subject: Healthy Living **Year: 3** **Name: _____**

Strand: Building Healthy Relationship

Sub Strand: Relationship

Content Learning Outcome: Interpret behaviour that promote or hinder friendship

Lesson Notes

Relationship

- We need to have good, healthy relationship with everyone.
- We need to love everyone.
- We need to help those who are in need.
- Friendship become very important as we grow.

Activity 1

Complete the table below

It is good when your friend.....	It is not good when your friend.....

Activity 2



Choose the word from the box to fill in the blanks.

turn	share	helping	love	Honest
------	-------	---------	------	--------

1. The boy is _____ the old man cross the road.
2. I like to _____ my things with others.
3. Telling the truth is being _____
4. Always wait for your _____.
5. _____ your neighbours.

**2034 NANUKU SANGAM SCHOOL
NEW TERM RE - ALIGNED
WORKSHEET 3-2021**

Subject: Hindi Year: 3 Name: _____

Strand पढना एवं लिखना

Sub strand भाषा की विशेषताएँ एवं नियम

CLO किसी एक छोटी सी कहानी को पढ कर उसे समझना तथा उस पर आधारित प्रश्नों का सही उत्तर जानना ।

दो बिल्लियाँ

किसी गाँव में दो बिल्लियाँ रहती थी । एक का नाम था रानी और दूसरी का नाम था बानी । दोनों एक दूसरे के साथ बड़े प्यार से रहते थे ।

इन प्रश्नों का सही उत्तर लिखिये ।

1 इस कहानी में कितने बिल्लियाँ थी ?

क. दो ख. तीन

2. एक का नाम था रानी और दूसरी का _____ ।

क. बानी ख. बानी

3. दोनों बिल्लियाँ कहाँ रहती थी ।

क. गाँव में ख. शहर में

4. बिल्लियाँ शब्द का एक वचन शब्द लिखिये ?

**2034 NANUKU SANGAM SCHOOL
NEW TERM RE - ALIGNED
WORKSHEET 3-2021**

Subject: Social Science

Year: 3

Name: _____

Strand Time, Continuity and Change

Sub Strand Continuity and Change

CLO Compare the different stages in their lives and talk about how it influences their behaviour, values and how they relate to others.

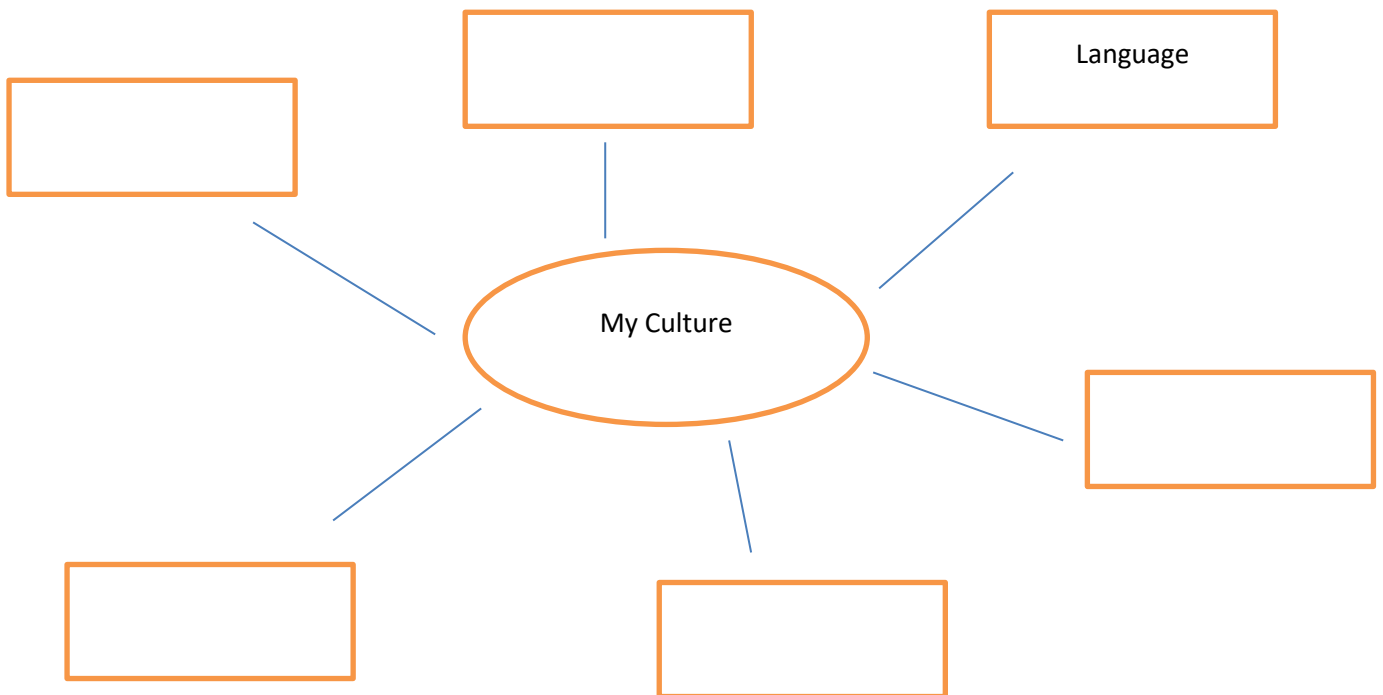
Cultural back grounds

What is special about my culture?

The language that I speak and the special events that I celebrate re part of my culture. Different groups of people have their own culture. We also celebrate special events from different cultures. Some example are Christmas, Diwali, Eid and wedding.

Activity 1 Concept mapping

Write down 6 things that are special about your culture.



**2034 NANUKU SANGAM SCHOOL
NEW TERM RE - ALIGNED
WORKSHEET 3-2021**

Subject: Elementary Science Year: 3 Name: _____


Strand Matter
Sub Strand Investigating matter
CLO Recognise that the physical world is made up of natural and synthetic (manmade) materials with a variety of physical properties

Natural materials come from our natural environment (plant, animals, land, sea) e.g trees, leaf, bones, feathers, wood, soil.

Man – made (synthetic) materials are made in the factory. They are processed materials. E.g. glass, pipe, bottle, nails, tin, kitchen utensils, plastics.

Activity

List and draw 5 natural materials.



List and draw 5 man-made materials.

