

**2036 Penang Sangam Primary School**  
**Year 3**  
**English**  
**Worksheet 10 -Solution**

|                          |  |
|--------------------------|--|
| STRAND                   | Reading and Viewing  |
| SUB-STARND               | English features and rules   |
| CONTENT LEARNING OUTCOME | Read and view with understanding a variety of texts and visual to identify and interpret useful information. |

Questions

A. Circle the letter of the correct answer.

1. What did Jenny check first while she was waiting?

A. her ribbons      B. her hair      **C. her laces**

2. Who did she see when the curtains opened?

A. the band      **B. her father**      C. the principal

3. Jenny was about to perform

**A. dance**      B. a song      C. a trick

4. What part of her body did she point at the floor?

A. her hip      B. her hand      **C. her toe**

B. Phonics

Use one of the old words from the box to finish the sentences.

1. Zippers **hold** clothes together.

2. Many zippers have been **sold**.

3. That is a **gold** ring.

4. Mom **told** us a story.

5. Ice is very **cold** to touch.

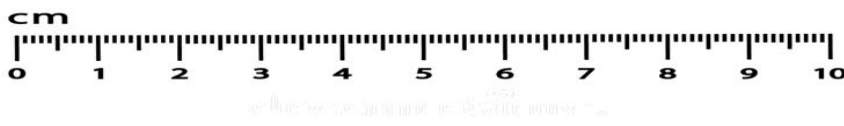
|                                  |
|----------------------------------|
| told   cold   hold   sold   gold |
|----------------------------------|

**2036 Penang Sangam Primary School**  
**Year 3**  
**Mathematics**  
**Worksheet 10 - Solution**

|                             |   |
|-----------------------------|---|
| STRAND                      | Measurements  |
| SUB-STARND                  | Length  |
| CONTENT LEARNING<br>OUTCOME | Express a measurement by using standard units (centimetre, metre) |

Questions

Use the centimetre ruler below to answer the following questions



- a. How many **millimetres** are there in (*count the small lines starting from ZERO forward to the number written in the activity*):

*The first one is done for you*

1. 2cm = 20mm

2. 1cm = 10 mm

3. 4cm = 40 mm

4. 6cm = 60 mm

5. 3cm = 30 mm

6. 5cm = 50 mm


**2036 PENANG SANGAM PRIMARY SCHOOL**  
**YEAR 3**  
**HEALTHY LIVING**  
**WORKSHEET 11 SOLUTION**

|                          |   |
|--------------------------|---|
| Strand                   | Personal and Community Health                               |
| Sub Strand               | People and Food   |
| Content Learning Outcome | Relate information that local foods promote healthy growth. |

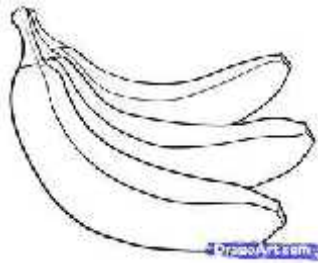
**Solution**

**Activity**

**Name** the food.



Pineapple



Banana



Fish

**2036 PENANG SANGAM PRIMARY SCHOOL**  
**YEAR 3**  
**HINDI**  
**WORKSHEET 10 SOLUTION**

|                          |   |
|--------------------------|---|
| Strand                   | लिखना एवं निर्माण करना  |
| Sub Strand               | तत्त्व का परिणम विभिन्न परिस्थितियों व संदर्भों में विचारों व अनुभवों को व्यक्त करने हेतु सुपाठ्य व तार्किक दृश्यों, वाक्यों व अनुच्छेदों का निर्माण करना |
| Content Learning Outcome | स्पष्ट लिखावट में सरल लिखित पाठ्य की योजना, प्रारूप,संपादन व प्रकाशन हेतु विभिन्न सरल युक्तियों का प्रयोग करना  |

**Solution**

**Activity**

दिए गए अक्षरों से एक शब्द बनाओ ।

जैसे : फ + ल = फल

स + ही = सही

1. बो + ली = बोली

2. क + ल = कल

3. चु + न + क + र = चुनकर

4. बि + ल + ली = बिल्ली

5. प + पी + ता = पपीता

**2036 PENANG SANGAM PRIMARY SCHOOL**  
**YEAR 3**  
**SOCIAL STUDIES**  
**WORKSHEET 10 SOLUTION**

|                          |   |
|--------------------------|---|
| Strand                   | Resources and Economic Activities   |
| Sub Strand               | Use and Management of Resources   |
| Content Learning Outcome | Investigate the resources they use in their homes and schools and express how they can be managed well. |

**Solution**

Answers may vary ( example answer is given below)



School bag

**2036 PENANG SANGAM PRIMARY SCHOOL**

**YEAR 3**

**NA VOSA VAKAVITI**

**WORKSHEET 10 – SOLUTION**

**Cakacaka lavaki**

**Sauni taro:**

1. i vacu
2. draunikau madu
3. kaukaumea
4. dakai
5. i vacu
6. lali

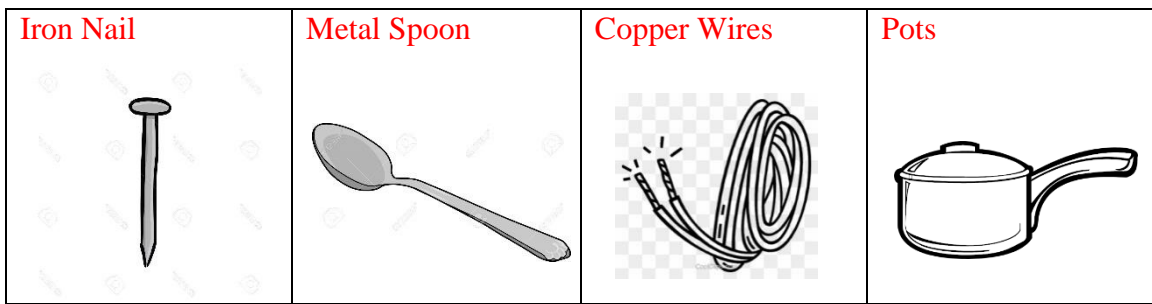
**2036 Penang Sangam Primary School**  
**Year 3**  
**Elementary Science**  
**Worksheet 10 - Solution**

|                          |   |
|--------------------------|---|
| STRAND                   | Energy  |
| SUB-STARND               | Energy transformation, use and conservation   |
| CONTENT LEARNING OUTCOME | Children to know that the common forms of energy used by us are heat, light and sound energy. |

Questions

Draw, name and colour

1. Four good conductors of heat. (Answers may vary)



2. Three insulators/ bad conductors of heat. (Answers may vary)

