

2034 NANUKU SANGAM SCHOOL

YEAR 3- ENGLISH SOLUTION

WORKSHEET 1

Name: _____

Year: _____

STRAND	Reading and Viewing
Sub- Strand	Language, Features and Rules
Content Learning outcome	Evaluate the significance of applying appropriate text types and conventions while writing.

Lesson Notes- Capital letters and Speech Marks.

1. We use capital letters at the beginning of a sentence, and for names of people and places.
Example; We will go to town. Amit, Epeli, Shravni and etc.

2. Speech marks such as (?) - When a question is asked, (“”) - open and closed inverted commas on what the person said and (!) - Exclamation mark if a person shouts yelled or cried. See how the speech marks are used in a sentence in the examples given below.

Examples

a. “My friend is Matthew,” said Patel. (The comma is used in this sentence)

b. “What is your name?” asked the teacher. (When a question is asked)

c. “The house is on fire!” shouted the villagers. (We use an exclamation mark when a person yells or shouts).

a.) Write these sentences correctly. Change to capital letters and write the correct speech marks in the sentences given below.

1. the children are staying home for long now said arun.

“ The children are staying home for long now,” said Arun.

2. how are you doing during this lockdown asked pailato.

“ How are you during this lockdown?” asked Pailato.

3. run for your lives yelled the fisherman.

“ Run for your lives!” yelled the fisherman.

b). Write the meaning of these speech marks and symbols.

1. ?- question mark 2. !- exclamation mark 3. “”- open and closed inverted commas

4. ,- comma

√2034 NANUKU SANGAM SCHOOL
YEARS 3- MATHEMATICS SOLUTION

WORKSHEET 1

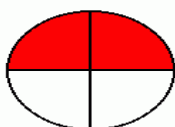
Name: _____

Year: _____

STRAND	Numbers
Sub- Strand	Fractions
Content Learning outcome	Demonstrate and use representations to show that a unit of fraction is part of a whole.

Lesson Notes

1. Fraction is part of a whole.
2. The shape given below has 4 equal parts. Two parts are shaded.

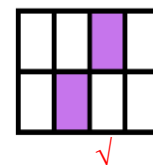
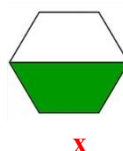
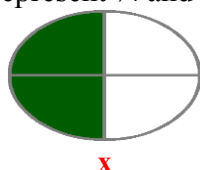
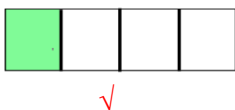


We say two quarters is shaded. Two quarters is written as $\frac{2}{4}$ or $\frac{1}{2}$ in fraction.

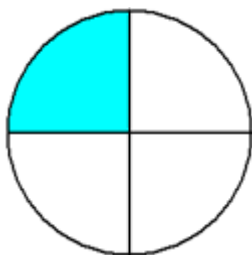
3. $\frac{2}{4}$ means that 2 parts are shaded out of the 4 parts.

Exercise

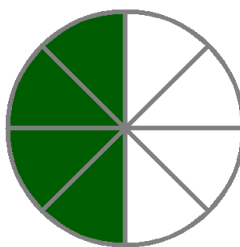
1. Tick (✓) the shapes that represent $\frac{1}{4}$ and put a cross (x) for shapes that shows $\frac{2}{4}$.



2. Color the fraction shown under each shape.



$\frac{1}{4}$



$\frac{1}{2}$

2034 NANUKU SANGAM SCHOOL
YABAKI 3- VEIKA VAKA-VITI SOLUTIONS
WORKSHEET 1

Yacamu: _____

Kalasi: _____

STRAND	Vakarorogo kei na Cavuti ni vosa
Sub- Strand	Na Veivanua e vakayagataki kina na vosa
Content Learning outcome	Vakadikeva na I tukutuku e rogoci me saumi kina na taro kei na kena vakadewataki ena veigaunisala duidui ni vakau itukutuku.

Lesson Notes

1. Na veigaunisala ni vakau itukutuku-
 - Retio
 - Retio yaloyalo
 - talevoni
 - Niusiveva

Cakacaka lavaki

1. Vakamacalataka na I yaloyalo ka soli tiko e ra. Vakayagataka e lima na I yatuvosa.



- a. Oqo e dua na vuni niu.
 - b. Na vuni niu e balavu.
 - c. E kamikamica na wai ni bu.
4. Na niu e dau vakalolo kina na kakana..
 5. Na drau ni niu e caka mai kina na sasa.
2. Vola mai e so na gaunisala ni vakau I tukutuku.
 1. Retio
 2. Retio yaloyalo
 3. Niusiveva

Nanuku Sangam School
Worksheet 1 Solution
Healthy living

Name: _____

Year: 3

Strand: Building Healthy Relationship

Sub Strand: Relationship

Content Learning Outcome: Interpret behaviour that promote or hinder friendship

Lesson Notes

Relationship

- We need to have good, healthy relationship with everyone.
- We need to love everyone.
- We need to help those who are in need.
- Friendship become very important as we grow.

Activity 1

Complete the table below

It is good when your friend.....	It is not good when your friend.....
happy	sad
share things	angry
is neat / tidy	lazy

Activity 2



Choose the word from the box to fill in the blanks.

turn	share	helping	love	Honest
------	-------	---------	------	--------

1. The boy is helping the old man cross the road.
2. I like to share my things with others.
3. Telling the truth is being honest.
4. Always wait for your turn.
5. Love your neighbours.

Nanuku Sangam School
Worksheet 1 Solution
Hindi

Name: _____

Year: 3

Strand: सुनना एवं बोलना

Sub- Strand: भाषा की विशेषताएँ एवं नियम

Content Learning Outcome: विषय / पाठ में उचित भाषा के लक्षणों को पहचानना ।
सरल शब्द एवं वाक्य निर्माण करना


इन्हें जोड़ कर लिखो

1. ब + स = बस
2. न + ल = नल
3. स + व = सब
4. ल + इ + की = लड़की

शब्द बनाओ

1. स - सरस
2. पा - पानी
3. ध - धरती
4. छ - छाता
5. क - काका

चित्र बनाओ



फूल



घर

Nanuku Sangam School
Worksheet 1 Solution
Social Studies

Name: _____

Year: 3

Strand: Place And Environment

Sub-Strand: People and care of places

Content Learning Outcome: Formulate basic rules for home resources and school resources.

Lesson Notes

My Home

My home is where I belong.

The people that I live with at home are my family members.

A home is a place where one person or a family or a household live in.

My School

A school is a place of learning. Teachers teach students how to read, write and calculate figures. Teachers also teach students how to behave, how to live together with other students. The Head Teacher is the teacher that leads the teachers and the school. Every school is guided by the school rules.

Activity 1

Complete the sentence by filling in the missing words in the blank spaces.

1. My school is **very beautiful**.
2. I am in Year **3 (three)**.
3. My Teacher is **Mrs. Roshni Devi**.
4. There are **5** classrooms in my school.
5. Our Head Teacher is **Mrs. Roshni Devi**.
6. There are **5** teachers in my school.
7. There are **79** students altogether.
8. My School is at **a hilly place**.

Activity 2

Circle the best answer

1. Do you think it is important to follow the school rules? **Yes**
2. What will happen to you if you do not follow the school rules?
A. I will stay home forever
B. I will be punished
C. I will change the school rules
3. How often does your teacher remind you of the school rules?
_____ (**daily**, weekly, monthly, once in a term)
4. Is there a copy of the school rule in your classroom? **Yes**

2034 Nanuku Sangam School
Worksheet 1 Solution
Elementary Science

Name: _____

Year: 3

Strand: Energy

Sub- Strand: Energy Source and Transfer

Content Learning Outcome: Identify and gather information about sources of energy used around them.

Lesson Notes

Energy sources and its transfer

1. **The Sun**
The sun provide energy in the form of solar power. The energy source is free and Clean.
2. **Wind Energy**
Windmills create safe and pollution free energy for use.
3. **Water Energy**
This energy is from flowing water used to create electricity. Fiji use Hydro power from Monasavu Hydro dam. This source is free and clean.
4. **Fossil Fuel**
Fuels such as kerosene, benzene and gas are used to create energy.

Activity 1

Fill the table below- Sources of energy used at

Home	School	Community
Eg Gas for cooking		
1. Kerosene for light and cooking	Gas for school canteen	Electricity for light
2. electricity for light	Petrol for school generator	Benezine for lighting in rural areas
3.firewood for cooking	Electricity for light and machines	Firewood for cooking

Activity 2

Matching

Diagram

Fossil fuel

Wind energy

The sun

