

NANUKU SANGAM SCHOOL  
NEW TERM RE-ALIGNED  
WORKSHEET 1

Subject: English

Year: 4 Name: \_\_\_\_\_

**Strand:** Listening and Speaking.

**Strand Outcome:** Use language effectively and critically through speaking, listening, viewing, reading, writing, and shaping in a variety of forms and situation to explore and communicate ideas.

## I Have A Little Frog

I have a little frog,  
His name is Tiny **Tim**.  
I put him in the bathtub,  
To see if he could **swim**.

He drank up all the water.  
He gobbled up the **soap**.  
And when he tried to talk,  
He had a bubble in his **throat**.



Teacher Resources

a. Read and learn the rhyme given above and write down 5 new words you can see.

1. **frog**
2. **bathtub**
3. **drank**
4. **gobbled**
5. **bubble**

b. Unjumble these words.

1. othtar- **throat**
2. bdolbeg- **gobbled**
3. buthtab - **buthtub**
4. ogrf - **frog**
5. elbubb- **bubble**

**2034 NANUKU SANGAM SCHOOL**  
**NEW TERM RE-ALIGNED**  
**WORKSHEET 1**

Subject: Mathematics

Year: 4

Name: \_\_\_\_\_

**Strand:** Numbers

**Sub Strand:** Operation

**Strand Outcome:** Demonstrate ways of multiplying and dividing 2 and 3 digit numbers by one or two digit.

**LESSON NOTES**

**2-digit Multiplication**

|   |  |
|---|--|
| $\begin{array}{r} 67 \\ \times 23 \\ \hline 201 \end{array}$ <p>1. Multiply by the one's place</p>                        | $\begin{array}{r} 67 \\ \times 23 \\ \hline 201 \\ 0 \end{array}$ <p>2. Put a zero to hold the one's place</p> |
| $\begin{array}{r} 67 \\ \times 23 \\ \hline 201 \\ 1340 \\ \hline 1541 \end{array}$ <p>3. Multiply by the ten's place</p> | $\begin{array}{r} 67 \\ \times 23 \\ \hline 201 \\ 1340 \\ \hline 1541 \end{array}$ <p>4. Add the numbers</p>  |

Work out the following:

**MATH WORKSHEETS**

Name: \_\_\_\_\_ Grade: \_\_\_\_\_

Solve the following multiplications:

|  |  |  |
|--|--|--|
| $\begin{array}{r} 45 \\ \times 56 \\ \hline 270 \\ +2500 \\ \hline 2770 \end{array}$ | $\begin{array}{r} 56 \\ \times 38 \\ \hline \end{array}$ | $\begin{array}{r} 34 \\ \times 74 \\ \hline \end{array}$ |
| $\begin{array}{r} 62 \\ \times 35 \\ \hline \end{array}$                             | $\begin{array}{r} 63 \\ \times 34 \\ \hline \end{array}$ | $\begin{array}{r} 28 \\ \times 55 \\ \hline \end{array}$ |
| $\begin{array}{r} 93 \\ \times 23 \\ \hline \end{array}$                             | $\begin{array}{r} 67 \\ \times 29 \\ \hline \end{array}$ | $\begin{array}{r} 32 \\ \times 34 \\ \hline \end{array}$ |

WWW.PROFERECLERSOS.COM



**2034 NANUKU SANGAM SCHOOL  
SOLUTION  
WORKSHEET 1-2021**

**Subject: Healthy Living**

**Year: 4**


**Name: \_\_\_\_\_**

Strand            Human Growth and Development  
Sub Strand      Growth and Changes  
CLO                Appraise how girls and boys grows from middle to late childhood


Growth and Changes in boys and girls

- As boys and girls grow up, there are some changes happening to their bodies.
- Body shapes change.
- It is important to eat the right type of food in the correct amount to assist our bodies when growing.
- Most changes in girls happen around 10 – 12 years of age. Changes in boys happen around 12 – 14 years of age.

**Changes in girls as they grow**



**Changes in boys as they grow**



Types of changes in boys and girls.

- a)      Physical change
- b)      Social change
- c)      Emotional changes
- d)      Psychological change

## Activity

Write two physical change.

|                                 |  |
|---------------------------------|--|
| Girls physical change           | Boys physical change                     |
| e.g Hip widens                  | Shoulder get wider                       |
| Weight gain                     | Gain weight                              |
| Muscles get bigger and stronger | Muscles start to get bigger and stronger |

2. True or False

- a) Looking for new experience is social change in boys and girls . **True**
- b) Shoulders get wider in girls physical change. **False**

3. Changes in girls happen around **10 – 12** years of age.

4. Change in boys happen around **12 – 14** years of age.

**2034 NANUKU SANGAM SCHOOL  
SOLUTION  
WORKSHEET 1-2021**

**Subject: Social Studies**

**Year: 4**

**Name: \_\_\_\_\_**

Strand            Social Organisations and Process  
Sub Strand      Cultural identity, diversity and cohesion  
CLO               Gather information about special cultural and religious events celebrated in their communities

**Religious festivals**

**Diwali**

Deepawali or Diwali is the biggest and the brightest of all Hindu festivals. It is celebrated by Hindus.

**Christmas**

It is celebrated every year by the Christians to mark the birth of Jesus Christ.

**Eid**

It is an important religious holiday which is celebrated by Muslims that marks the end of Ramadan. The Islamic holy month of fasting.

**Activity**

1.      Diwali is celebrated by **Hindu**.
2.      Diwali is a festival of **light**.
3.      Which religion celebrate Christmas?      **Christian**.
4.      Why is Christmas celebrated?  
  
**It is celebrated to mark the birth of Jesus Christ.**
5.      What is Ramadan?  
  
**The Islamic holy month of fasting.**
6.      Who celebrate the Eid festival?  
  
**Muslim.**

**2034 NANUKU SANGAM SCHOOL  
SOLUTION  
WORKSHEET 1-2021**

**Subject: Hindi**      **Year: 4**      **Name: \_\_\_\_\_**

|                          |   |
|--------------------------|---|
| STRAND                   | लिख एवं निर्माण करना  |
| SUB-STRAND               | भाषा की विशेषताएँ एवं नियम  |
| CONTENT LEARNING OUTCOME | उचित विराम तथा वर्तनी व व्याकरण के नियमों को सरल विषयों में व्यक्त करना |

काल (tense)

किसी भी कार्य के करने के समय का बोध हो।

|  |
|--|
| 1. वर्तमानकाल (Present tense)<br>जैसे: सरस पढ़ती है। |
| 2. भूतकाल (Past tense)<br>जैसे: सरस पढ़ती थी।        |
| 3. भविष्यत्काल (future tense)<br>जैसे: सरस पढ़ेगी।   |

अभ्यास

नीचे दिए गए वाक्यों को अपनी पुस्तक में लिखकर उसके बगल में काल लिखो

- |                             |             |
|-----------------------------|-------------|
| 1. आज बहुत थण्ड है ।        | वर्तमानकाल  |
| 2. रमन नदी में नहा रहा था । | भूतकाल      |
| 3. सीता शहर जाएगी ।         | भविष्यत्काल |
| 4. रानी गाना गा रही है ।    | वर्तमानकाल  |
| 5. किसान गन्ना काटेंगे।     | भविष्यत्काल |
| 6. बच्चे खेल रहे हैं ।      | वर्तमानकाल  |

**2034 NANUKU SANGAM SCHOOL  
SOLUTION  
WORKSHEET 1-2021**

**Subject: Elementary Science**

**Year: 4**

**Name: \_\_\_\_\_**

Strand Living Things and their Environment

Sub Strand Structure and Life Processes

CLO Appreciate that observable features help animals and plants to survive

**Observable features of plants**

Plants have stems, roots, flower, fruits and leaves.

Plants are different in colour, size and shape

Stem – able to support the plant, leaves and flowers.

Leaf - hold the plants in the soil. It carries water through stem to leave.

Flower – makes fruits

Fruit – produces seeds.

**Observable features of animal for survival.**

Animals live in their natural homes due to their adaptive feature. These features help animals to more easily and obtain their food.

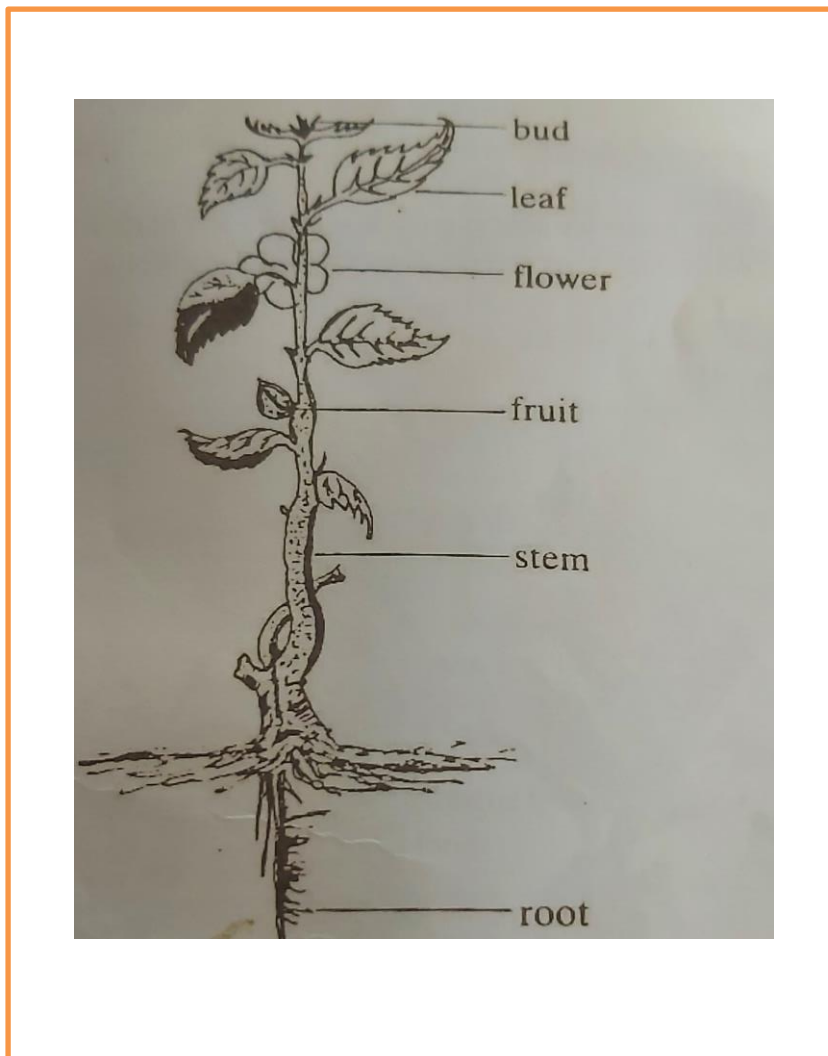
**Activity 1**

**Fill in the table below**

| Name of animals | Features for survival | Movement      |
|-----------------|-----------------------|---------------|
| Fish            | Fins                  | Move and swim |
| Cows, dog, goat | Legs                  | Move / walk   |
| Birds           | Wings                 | Fly           |
| Tad poles       | Tails                 | Move and swim |



**Activity 2 Draw a plant and label the plants.**



**Answer the question**

1. What makes fruit? **Flower**
2. What produces seeds? **Fruits**