

**2034 NANUKU SANGAM SCHOOL
SOLUTIONS
WORKSHEET 6 - 2021**

Subject: English

Year: 6

Name: _____

STRAND	Reading and viewing
SUB - STRAND	Text Types
CONTENT LEARNING OUTCOME	Explore and discuss a range of written and visual media, literary text and everyday communications

Activity

Read the sentences given below and write the **best** word from the passage to make the sentences true.

1. Earthquake is a **natural** disaster.
2. If an earthquake happens, we should **drop, cover** and **hold on**.
3. We should **hold** on until the shaking stops.
4. If you are in the hallway, **crouch** against an interior wall protecting your head and neck with your arms.
5. When the shaking has stopped, evacuate the building, and move to the designated **assembly** area.

**2034 NANUKU SANGAM SCHOOL
SOLUTIONS
WORKSHEET 6 - 2021**

Subject: Mathematics

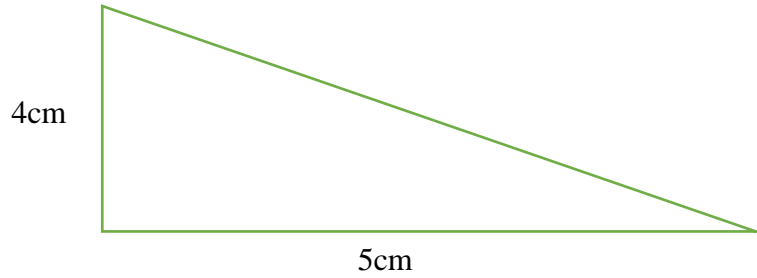
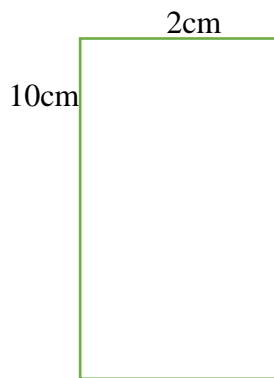
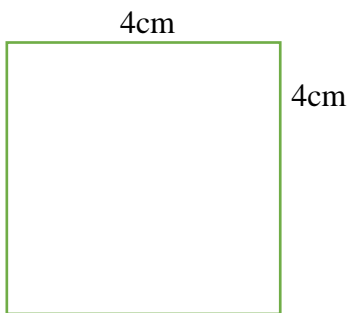
Year: 6

Name: _____

STRAND	Measurement
SUB - STRAND	Length
CONTENT LEARNING OUTCOME	Demonstrate and estimate the relationship of units in measuring lengths, distance, perimeter and the area using metric units for 2D shapes

Activity

Find the area of the given shape. Use the formula.



Square

Area = (Length)²

Area = (4)²

Area = 16cm²

Rectangle

AREA = length x width

= 10x2

Area = 20cm²

Triangle

Area = $\frac{1}{2}$ x (base x height)

Area = $\frac{1}{2}$ x (5 x 4)

Area = $\frac{1}{2}$ x (20)

Area = 10cm²

Subject: Veika Vaka-viti

Year: 6

Name: _____

STRAND	VOLAVOLA KEI NA BULIBULI
Sub- Strand	Na vulici ni vosa kei na gaunisala ni kena vakatavulici
Content Learning outcome	Vakarautaka eso na itukutuku buli, vakasama ena itukutuku buli kei na walewale ni volavola e vulici.

LESSON NOTES -Na Vola i talanoa.

Vola e dua na i talanoa ena ulutaga ka soli tiko e ra. Me volai vakaparakaravu ka me rauta ni 100 kina 120 na vosa.

Na noqu Matavuvale

1. Wasea vaka parakaravu na nomu i talanoa.
2. Matai ni Parakaravu- Vakamacalataka na lewe ni nomu matavuvale, tubutubu, vica na tuakamu, tacimu, yacadra na lewe ni vuvale.
3. Karua ni Parakaravu- Nai tuvatuva ni cakacaka e qaravi ena vei siga.
4. Katolu " " - Na i tavi nei Nana kei tata, Lotu vakavuvale, qarai mai ni kakana.
5. Ka va " " - Ke sega ni muri na vosa e vale, cava e na caka.
6. Ka lima- tini na nomu i talanoa.

**2034 NANUKU SANGAM SCHOOL
SOLUTIONS
WORKSHEET 6 - 2021**

Subject: Healthy Living

Year: 6

Name: _____

STRAND	Personal and Community Hygiene
SUB - STRAND	Personal hygiene and sanitation
CONTENT LEARNING OUTCOME	Recognize the different parts of the eyes and ears and outline ways of caring for them

Activity

1. What does the **ear drum** do?

The ear drum captures sound and sends it down to the hammer.

2. What do the **hammer, anvil and stirrup** do?

The hammer, anvil, and stirrup transmit sound waves from the ear drum, to the inner ear.

**2034 NANUKU SANGAM SCHOOL
SOLUTIONS
WORKSHEET 6 - 2021**

Subject: Hindi

Year: 6

Name: _____

STRAND	पढ़ना एवं सर्वेक्षण करना
SUB STRAND	भाषा अधिगम प्रक्रियाएँ और युक्तिय
CONTENT LEARNING OUTCOME	अर्थ का निर्माण व व्याख्या करने हेतु पठन व देखने में उपयुक्त नीतियों का प्रयोग करना, जैसे संदर्भ-संकेत, शब्द संरचना, संकेत तथा सन्निकचन

अभ्यास

(क). निम्न वाक्यों में क्रिया शब्दों (verbs) को रेखांकित (underline) करो ।

रीना नाचती है ।

मोहन गाता है ।

सोमू और करन रो रहे हैं ।

मनासा नदी में तैर रहा है ।

(ख). उचित क्रिया शब्दों (verbs) द्वारा निम्न वाक्यों को पूरा करो ।

राम खाट पर सो है ।

उस कुर्सी पर मत बैठो ।

नमन कमरे में सो / पढ़ रहा है ।

**2034 NANUKU SANGAM SCHOOL
SOLUTIONS
WORKSHEET 6 - 2021**

Subject: Social Studies

Year: 6

Name: _____

STRAND	Place and Environment
SUB - STRAND	People and care of places
CONTENT LEARNING OUTCOME	Explore good environmental practices and conservation methods and analyse the effect of climate change on these practices

Activity

1. What is **drought**?

Drought is a long period without any rainfall.

2. Name the **two main** climates of Fiji.

**Hot and Wet Season
Cool and Dry Season**

**2034 NANUKU SANGAM SCHOOL
SOLUTIONS
WORKSHEET 6 - 2021**

Subject: Elementary Science

Year: 6

Name: _____

STRAND	Energy
SUB - STRAND	Energy Sources and Transfer
CONTENT LEARNING OUTCOME	Investigate simple electrical devices to demonstrate how electrical energy is transferred and transformed such as light circuit, buzzer, electromagnet, a motor.

Activity

1. List at least **two** places where electromagnets are used.

- ✓ **doorbells**
- ✓ **hard drives**
- ✓ **speakers**
- ✓ **trains**
- ✓ **anti-shoplifting systems**
- ✓ **MRI machines**
- ✓ **microphones**