

**2034 NANUKU SANGAM SCHOOL
SOLUTIONS
WORKSHEET 5 - 2021**

Subject: English

Year: 6

Name: _____

STRAND	Reading and viewing
SUB - STRAND	Socio – cultural contexts and situations
CONTENT LEARNING OUTCOME	Discover texts that are constructed for particular purposes and appeals to certain groups

Activity

1. Where does this story take place?
A. on a sunny day C. outside
B. at the beach D. in the morning
2. Whose idea was it to play the rhyme game? **It was Bella's idea to play the rhyme game.**
3. What word did Bella rhyme with dog?
A. hog C. fog
B. go D. frog
4. Where did they sit and play the rhyme game?
They sat on the grass.
5. Who are playing the rhyme game?
Bella and James are playing the rhyme game.

**2034 NANUKU SANGAM SCHOOL
SOLUTIONS
WORKSHEET 5 - 2021**

Subject: Mathematics

Year: 6

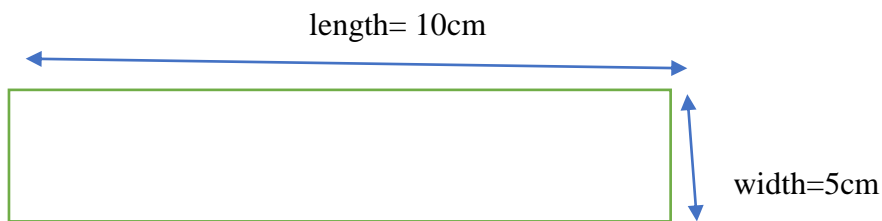
Name: _____

STRAND	Measurement
SUB - STRAND	Length
CONTENT LEARNING OUTCOME	Demonstrate and estimate the relationship of units in measuring lengths, distance, perimeter and the area using metric units for 2D shapes

ACTIVITY

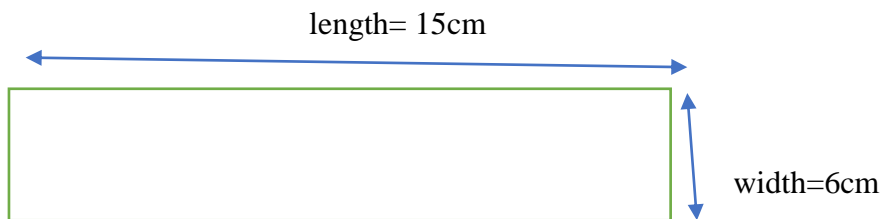
Calculate the **perimeter** of the following rectangles.

(a)



$$\begin{aligned}\text{Perimeter} &= (\text{length} + \text{width}) \times 2 \\ &= (10+5) \times 2 \\ &= 15 \times 2 \\ \text{Perimeter} &= \underline{\underline{30\text{cm}}}\end{aligned}$$

(b)



$$\begin{aligned}\text{Perimeter} &= (\text{length} + \text{width}) \times 2 \\ &= (15+6) \times 2 \\ &= 21 \times 2 \\ \text{Perimeter} &= \underline{\underline{42\text{cm}}}\end{aligned}$$

Subject: Veika Vaka-viti

Year: 6

Name: _____

STRAND	VOLAVOLA KEI NA BULIBULI
Sub- Strand	Na vulici ni vosa kei na gaunisala ni kena vakatavulici
Content Learning outcome	Vakarautaka eso na itukutuku buli, vakasama ena itukutuku buli kei na walewale ni volavola e vulici.

LESSON NOTESNa Vola i vola.

1. Na i vola e volai me vakadewataki kina e dua na itukutuku.
2. Na i vola e dua na gaunisala ni vakau itukutuku.
3. E volai na i vola vei ira na lewe ni matavuvale, i tokani se ki vua e dua e vaka itutu cecere.

Digitaka e dua na vosa ka vakacuruma ena vanua e ganita me curu kina. Mo vola ga vakadua na veivosa kece.

moce, vava, kerekere, vitu, isa, bibi, Tailevu, nuitaka, cakacaka, kalokalo, keirau, sikova

Drekeinatabua Qilaqila

Tailevu.

12 ni Evereli 2018

I Nei

Bula vinaka Nei. Au **nuitaka** ni ko bulabula vinaka tiko ka qaravi vinaka tu na i tavi e vale. **Keirau** bulabula talega kei Tata.

Nei, sa davo **bibi** tiko e vale ko Nau. Sa sega soti ni rawata na **cakacaka** kaukauwa ko Ta. Me vaka ni'u sa na kalasi **vitu** tiko ena yabaki mai qo, 2019, au kerea mo na volia na noqu i yaya ni vuli. Sa na toso cake na levu ni noqu i vola. **Isa** Nei, me bau dua talega noqu i **vava** ni vuli.

Au sa nuitaka Nei ni ko na ciqoma na noqu **kerekere** oqo. Me nodatou vata na loloma i Jiova. Au sa loloma yani vei Momo.

Moce mada Nei.

Vugomu lomani

KVakaliga

Koli Vakaliga

**2034 NANUKU SANGAM SCHOOL
SOLUTIONS
WORKSHEET 5 - 2021**

Subject: Healthy Living

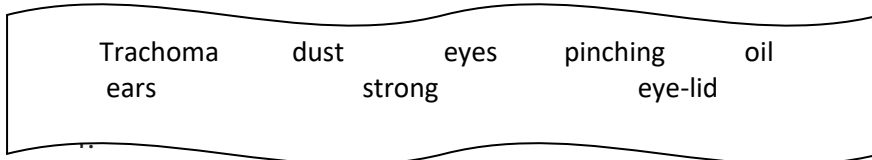
Year: 6

Name: _____

STRAND	Personal and Community Hygiene
SUB - STRAND	Personal hygiene and sanitation
CONTENT LEARNING OUTCOME	Recognize the different parts of the eyes and ears and outline ways of caring for them

Activity

1. Choose a word that best completes the following sentences.



- a). Our eyes should be protected from **strong** light.
- b). The **trachoma** is the disease of the eye.
- c). The **eye – lid** protects the eye ball from injury
- d). If an insect gets into the ear, put **oil**.

**2034 NANUKU SANGAM SCHOOL
SOLUTIONS
WORKSHEET 5 - 2021**

Subject: Hindi

Year: 6

Name: _____

STRAND	पढ़ना एवं सर्वेक्षण करना
SUB - STRAND	भाषा अधिगम प्रक्रियाएँ और युक्तिय
CONTENT LEARNING OUTCOME	वषयों के अर्थ लगाने में विभिन्न तरीकों को लागू करना, जैसे - उत्तम तत्त्वों को ग्रहण करना (skimming) व अवलोकन, मुख्य विचारों को पहचानना तथा संदर्भ-संकेतों का प्रयोग

Activity

1. बादल उमड़ घुमड़ कर आता है ।
2. बादल का गरजना वर्षा का संकेत है ।
3. बादल काले भूरे और पीले होते हैं ।
4. वो शब्द बादल के लिए आया है ।
5. इस कविता को श्रीमती श्यामला चन्द्र ने लिखी है ।

**2034 NANUKU SANGAM SCHOOL
SOLUTIONS
WORKSHEET 5 - 2021**

Subject: Social Studies

Year: 6

Name: _____

STRAND	Place and Environment
SUB - STRAND	Features of places
CONTENT LEARNING OUTCOME	Recognize and apply effective mapping skills that demonstrate good understanding of map reading conventions

Activity

1. Define the term: **latitudes**.

Lines running east-west across the map

2. Define the term: **longitudes**.

Lines running north-south down the map

**2034 NANUKU SANGAM SCHOOL
SOLUTIONS
WORKSHEET 5 - 2021**

Subject: Elementary Science

Year: 6

Name: _____

STRAND	Energy
SUB - STRAND	Energy Sources and Transfer
CONTENT LEARNING OUTCOME	Investigate simple electrical devices to demonstrate how electrical energy is transferred and transformed such as light circuit, buzzer, electromagnet, a motor.

Activity

1. List two things required to set up a **simple circuit**.

A source of electrical power (battery or electrical outlet)

A conductive path (wire)

An electrical resistance (resistor) such as light bulb

2. Draw a **parallel circuit and label**.

