

1076 NADI SANGAM SCHOOL

HOME STUDY

PACKAGE 4 SOLUTIONS

YEAR 7



2021

1076 NADI SANGAM SCHOOL
WEEKLY HOME STUDY PACKAGE #4 – SOLUTION

Subject: English

Year/Level : 7

7Pacific Folk Tales- *(Children are expected to refer to Pacific Folk Tales and read the story first before attempting these notes and activity)*

A Tale From Lau

Setting: Fiji, Vanuavatu Island

Characters: Tui Tavaina, Adi Lelesiga, Dravukatakata, Kuro (giant devil), Vakatawa (dwarf)

Summary:

The people of Vanuavatu left their village because of a giant named Kuro who used to grab the people and kill them.

Adi Lelesiga was thrown off the canoe by Tui Tavaina who was angry because their child Dravukatakata had been left in the village. She swam to her village and took care of her child who became 16 years old.

The mother told the boy about the giant and how the villagers had left. She also warned him not to go past the second point.

The boy disobeys and meets the giant who invites him for a feast. The giant wanted to trick and kill Dravukatakata but is beaten by him and begs for his life. He floats away on an Ivi tree towards Vitilevu.

Adi Lelesiga and her son lit fire on the hill to signal the villagers who had left. They later returned to their Island and held a big feast to celebrate the brave deed of Dravukatakata.

Activity:

1. Choose a character you like and state why?

Dravukatakata, he drove the giant away.

2. Choose a character you dis-like and state why?

Kuro, the giant, he used to kill the people.

3. State an exciting event in the story.

When Dravukatakata fought with the giant and Kuro's face became all swollen.

4. Write the theme of the story:

➤ *Care for your children- Adi Lelesiga took care of her child alone on the island despite the danger of the giant.*



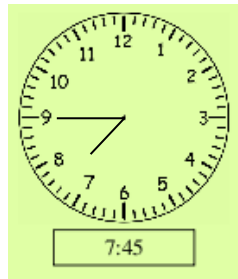

1076 NADI SANGAM SCHOOL
WEEKLY HOME STUDY PACKAGE #4 - SOLUTION

Subject: Mathematics

Year/Level : 7

Exercise

1. Show time shown below in analogue form.

 <p>a) 3:30</p>	 <p>b) 11:15</p>	 <p>c) 7:45</p>	 <p>d) 9:45</p>
--------------------------------------------------------------------------------------------------------------------------------------------------------------	---------------------------------------------------------------------------------------------------------------------------------------------------------------	---------------------------------------------------------------------------------------------------------------------------------------------------------------	----------------------------------------------------------------------------------------------------------------------------------------------------------------

2. Write the following time in digital form.

- a) 3:27 b) 8:58 c) 8:36 d) 1:04

3. Complete the following.

- | | | |
|------------------------------------|------------------------------------|-------------------------|
| a) 2h = <u>120min</u> | b) 3 min = <u>180s</u> | c) 180min = <u>3h</u> |
| d) $\frac{1}{4}$ h = <u>15 min</u> | e) 15 s = $\frac{1}{4}$ <u>min</u> | f) 48 h = <u>2 days</u> |

4. How many :

i) seconds in an hour? $60s \times 60min = 3600s$ [1 hour]	ii) minutes in a day? $60min \times 24 = 1,440minutes$
iii) hours in a week? $24hrs \times 7 = 168 hrs.$	

5. If Jope works 42 hours in a week, calculate

- a) the number of hours of work for each day. $42 \div 7 = 6$ hours
- b) the number of hours in a week he is not at work.
 $24 - 6 = 18hrs / day \times 7 = 126hours$ or $168 - 42 = 126 hours.$

12 AND 24 HOUR TIME

Normally the time is shown as **Hours : Minutes**. There are 24 Hours in a Day and 60 Minutes in each Hour. Example: **10:25** means 10 Hours and 25 Minutes

Showing the Time

There are two main ways to show the time: "24 Hour Clock" or "AM/PM":

24 Hour Clock: the time is shown as how many hours and minutes since midnight.

AM/PM (or "12 Hour Clock"): the day is split into: the 12 Hours running from Midnight to Noon (the **AM** hours), and the other 12 Hours running from Noon to Midnight (the **PM** hours).

	AM	PM
	Ante Meridiem* Latin for "before midday"	Post Meridiem* Latin for "after midday"
When	Midnight to noon	Noon to midnight
24 Hour Clock:	0:00 to 11:59	12:00 to 23:59

EXERCISE:



1. The following are written in 24-hour time. Rewrite these times in standard 12 hour time, indicating whether they are am or pm.

- | | |
|---------------------------|--------------------------|
| a) 0420 = 4:20am | b) 1030 = 10:30am |
| c) 1310 = 1:30pm | d) 2240 = 10:40pm |
| e) 0959 = 9:59am | f) 2324 = 11:24pm |
| g) 00:20 = 12:20am | h) 14:43 = 2:43pm |
| i) 11:01 = 11:01am | |

2. Write these times as they would appear on a 24-hour clock.

HINT: add 12 to the hours if its pm

- a) 5:20am = **05:20**
 b) 10:50am = **10:50**
 c) 3:19pm = **15:19**
 d) 9:20pm = **21:20**
 e) half past 2 in the morning
02:30
 f) 10 past 5 in the afternoon
17:10
 g) a quarter to 3 in the morning
02:45
 h) 12 noon = **12:00**

3. Change the following time to 12 or 24 hour time.

Program	Time Settings
10:30pm to 11:30pm	22:30 to 23:30
9:15am to 10:45am	09:15 to 10:45
7:45pm to 9:10 pm	19:45 to 21:10
5:30am to 6:40am	05:30 to 06:40
12:00noon to 2:30pm	12:00 to 14:30
5:55pm to 11:13pm	17:55 to 23: 13

1076 NADI SANGAM SCHOOL
YEAR 7
BASIC SCIENCE
WEEKLY HOME STUDY PACKAGE 4
SOLUTION

Activity

1. Sources of energy are sun (solar), water (hydroelectricity) , wind (windmills) and fossil fuels like gas, oil, and coal
2. Sun
3. All fuels like unleaded, diesel, kerosene premix, oil
4. Disadvantage of using fossil fuel is it gives up smoke and carbon which pollutes our environment. It also causes global warming.
5. Potential energy is stored energy.

1076 NADI SANGAM SCHOOL
YEAR 7
SOCIAL SCIENCE
WEEKLY HOME STUDY PACKAGE 4 SOLUTION

Strand	History
Sub Strand	Colonization in the Pacific
Content Learning Outcome	Describe Fiji and its characteristics

New Caledonia

1. This diverse group of people that settled over the Melanesian archipelago is known as the Lapita. They arrived in the archipelago now known as New Caledonia and the Loyalty Islands around 1500 BC.
2. The Lapita were highly skilled navigators and agriculturists with influence over a large area of the Pacific.
3. From about the 11th century Polynesians also arrived and mixed with the populations of the archipelago.
4. Europeans first sighted New Caledonia and the Loyalty Islands in the late 18th century.
5. The British explorer James Cook sighted Grande Terre in 1774 and named it New Caledonia.
6. Caledonia being the Latin name for Scotland. During the same voyage he also named the islands to the north of New Caledonia the New Hebrides (now Vanuatu)



Activity:

1. Describe the Lapita people.

The Lapita were highly skilled navigators and agriculturists with influence over a large area of the Pacific.

2. When did the Europeans sight New Caledonia?

In the late 18th century.

3. When did James Cook sight New Caledonia?

1774

1076 NADI SANGAM SCHOOL
YEAR 7
HEALTHY LIVING
WEEKLY HOME STUDY PACKAGE 4
SOLUTION

Activity

A. There are many rules for each of the following places in the table below. Given are some examples. You can also have something similar to it

<u>Rules at home</u>	<u>Rules in school</u>	<u>Rules in community</u>
Wake up and do your bedding	Wear school uniform	Respect all
Wash own plates and cup	Have the right hair style	Behave appropriately
Be inside home before 6pm	Be hygienic	Be part of cultural functions
Finish all food in plate	Practice all good values	Contribute towards community work/ functions
Be kind and obedient	Be in school by 8am	No violence

B.

i. Rules are important at home so that all are disciplined, well behaved and act in the right manner. It also brings better teamwork, support, love care and unity.

ii. It's the parents who usually monitor rules at home.

iii. So that the students are well behaved and work appropriately. It also ensures that there is no bullying or any form of verbal and physical abuses.

iv. The community/ village elders monitor rules with help from all community members and some assistance from the police. Also village headman or sometimes leaders like priest, and pastors also play this role.

v. If there are no rules in school then it's possible that:

- there will be lots of discipline issues.
- there will be no law and order in school.
- the students will fail in practicing values of respect, obedience, responsibility etc.

1076 NADI SANGAM SCHOOL

YEAR 7 कक्षा ७

HINDI हिन्दी

WEEKLY HOME STUDY PACKAGE #4 - SOLUTION

संस्कृति : Culture पाठ तीन

१. शब्द और अर्थ - इन्हें पढ़िए, समझिए और लिखिए ।

शब्द और अर्थ	शब्द और अर्थ
आचार - काम करने का ढंग	सम्मान - आदर
विचार - सोचने का ढंग	प्रशंसा - बड़ाई
ढंग - तरीका	श्रेष्ठ - सबसे अच्छा
चरित्र - आचरण	संस्कृति- आचार-विचार, रीति-रिवाज
निखार - स्वच्छता, निर्मलता	सभ्यता- रहन-सहन

२. क. संस्कृति और सभ्यता का गहरा सम्बन्ध मनुष्य के समाजिक जीवन से होता है ।

ख. रहन-सहन, पहनावा और उसका खान-पान सभ्यता कहलाती है ।

ग. अपनी मातृ भाषा के द्वारा अपनी संस्कृति और सभ्यता को सीखता है ।

घ. संस्कृति और सभ्यता से हमारे चरित्र में निखार आता है ।

३. विपरीत अर्थ वाले शब्द:

गुण - अवगुण

दादाजी - पौत्र , पोता

फायदा - नुकसान

सभ्य - असभ्य

भाषा - Language [यह कार्य अपनी Grammar Book में कीजिए ।]

1. ग 2. ख 3. ख 4. क 5. घ

6. ख 7. ग 8. क 9. ग 10. क

11. घ 12. ख 13. क 14. ग 15. घ

16. १. पास - नज़दीक, समीप २. ईश्वर - भगवान, प्रभू, देवता

17. ऊपर चाय नियम मेहमान 18. १. सोते २. भाग

**1076 NADI SANGAM SCHOOL
ITAUKEI HOME PACKAGE 7
YEAR 7, 2021**

SAU NI TARO

1. A – cakava
2. C – buli
3. B – vakayacori
4. D
5. B –sega ni caka
7. D – muri na I vakarau
8. B – Evereli
9. A – dromu na siga
10. A -

I TOVO KEI NA I VAKARAU VAKAVANUA

1. A – Lau
2. D – lololo
3. B - Mataisau
4. Bogi walu
5. Yaqona