

**2034 NANUKU SANGAM SCHOOL
NEW TERM RE-ALIGNED
WORKSHEET 3 -2021**

Subject: English

Year: 8

Name: _____

Strand: Writing and Shaping

Sub-Strand: Language features and rules

CLO: Examine & explain socio cultural & other values, attitudes and beliefs and their relationships with the text used, audience, purpose and conventions.

LESSON NOTES:

ESSAY WRITING: Prepare a plan for your essay. Write not less than 20 lines on the topic you have chosen in the Answer Book. Give your story a suitable title. Write a story using the sentence given below as your **ending**. "*I woke up with a shiver and realized I had been dreaming.*"

PLAN:

- 1) My friend and I planned to watch a movie.
- 2) Our parents allowed us to go. We booked our tickets.
- 3) We watched '**Harry Potter**' movie at Life Cinemas.
- 4) I woke up and realized that I was dreaming.

An Exciting Dream

All days are not the same, some can be _____ while some can be really exciting _____ leave an unforgettable impression on your mind. Life is a blessing thus every moment of your _____ has to be lived to the fullest.

On a Thursday, I was _____ grateful when my parents _____ me to go with my friend to see a _____. It was the _____ time that I was permitted to go _____ and I was given twenty dollars for

_____ . My friend booked the tickets in _____ for a Saturday at Life Cinemas _____ Lautoka.

On Saturday _____, I gave a big _____ to my parents for _____ me to go out with my _____. I reached Lautoka at 9 a.m. My friend was _____ already. The _____ was full as today was the first _____ of Harry Potter's movie. I had _____ the book and _____ that the movie would be even more _____. The movie was just out of the _____, it was scary, it was magical and it was thrilling. We had _____ popcorns, chips and cold drinks to _____ in the cinema hall.

I found _____ in the same magic _____ as Harry and we _____ had become good _____. As I was _____ on a broom, my broom _____ naughty and it _____ me to my _____ where my teacher was _____ for me as I was _____. My _____ was glowing with anger as I was _____ for my examination. His eyes pierced into _____. I almost vomited. Someone _____ me. It was my mother. I woke up with a shiver and _____ I had been _____.

**2034 NANUKU SANGAM SCHOOL
NEW TERM RE-ALIGNED
WORKSHEET 3 -2021**

Subject: Mathematics

Year: 8

Name: _____

STRAND: –Measurement

SUB – STRAND: Volume

CLO: Work Out Any Volume and Capacity Using the Formula.

Measure and Compare Capacities Using Standard Units.

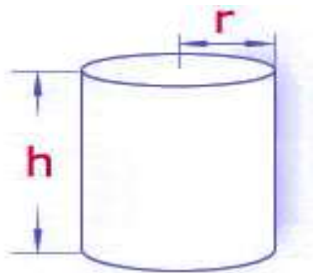
LESSON NOTES:

Volume of Cylinder

**Volume of Cylinder = (Area of base) x
Height**

$$= (\pi \times r^2) \times h$$

Example: Calculate the volume of the cylinder with a height of 7cm and radius of 5cm.



Solution: $V = \pi \times r^2 \times h$

$$= \underline{22} \times 5\text{cm} \times 5\text{cm} \times 7\text{cm}$$

7

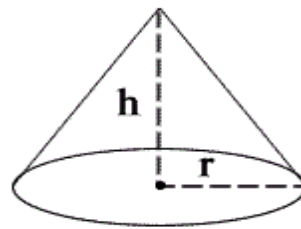
$$= 22 \times 25 \text{ cm}^3$$

$$= \mathbf{550\text{cm}^3}$$

Volume of Cone

Volume of Cone = $\frac{1}{3} \times \pi \times r^2 \times h$

Example: Calculate the volume of the cone with a height of 12cm and the radius of 7 cm.



Solution: $V = \frac{1}{3} \times \pi \times r^2 \times h$

$$= \frac{1}{3} \times \underline{22} \times 7 \text{ cm} \times 7 \text{ cm} \times 12\text{cm}$$

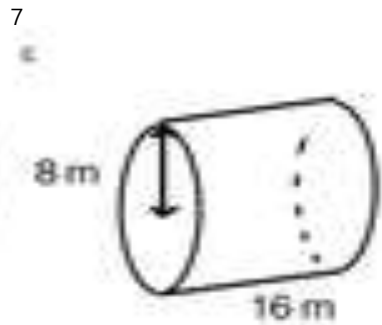
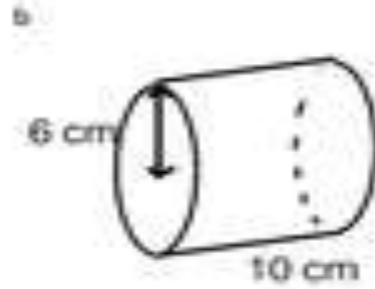
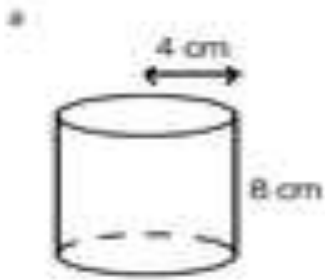
7

$$= \frac{1}{3} \times 22 \times 7 \times 12$$

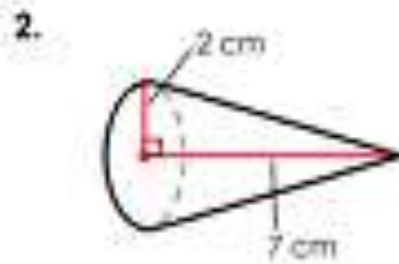
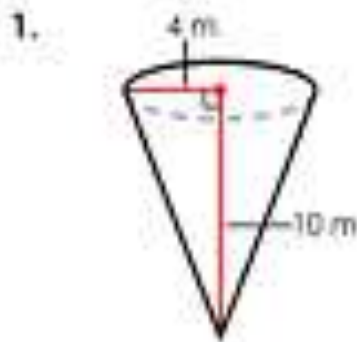
$$= \mathbf{616 \text{ cm}^3}$$

ACTIVITY:

1. Find the volume of the cylinders given below. Use π as $\frac{22}{7}$.



B. Find the volume of the cones given below. Use π as $\frac{22}{7}$.



**2034 NANUKU SANGAM SCHOOL
NEW TERM RE-ALIGNED
WORKSHEET 3 -2021**

Subject: Healthy Living

Year: 8

Name: _____

STRAND: Safety

SUB-STRAND: Community Safety

CLO: Evaluate the consequences of disasters on the community

LESSON NOTES:

Fire Safety Tips

1. Have a home fire escape plan that includes two ways out of each room.
2. Choose an outside meeting place so that everyone knows where to go in case of fire.
3. Have a family fire drill twice a year.
4. If possible have a fire extinguisher in your kitchen.
5. Keep curtains and other things that can burn away from stove tops and fireplaces.
6. Never leave the cooking unattended. Grown-ups should stay in the kitchen when cooking on the stovetops.
7. Keep matches and lighters up high and in locked cabinet.
8. Keep small children away from hot stovetops, irons and other things that could burn them.
9. Check electrical appliances and equipment regularly. All electrical work should be done by a registered electrician. Do not overload power outlets. Unplug electrical appliances when not in use.
10. Never fill the kerosene in the stove while it is still burning.

ACTIVITY:

1. How often can you have a fire safety drill organized at your home?

2. Write down three possible fire hazards in your home.

3. What should you do if your clothes catch fire?

4. How will you escape from a smoke filled room?

5. What is the best way to put out a small fire?

6. Why is it important to have a fire escape plan for your family?

7. What is the emergency number of the nearest Fire Authority to your home?

8. Why should we keep flammable substances away from children?

**2034 NANUKU SANGAM SCHOOL
NEW TERM RE-ALIGNED
WORKSHEET 3 -2021**

Subject: Hindi

Year: 8

Name: _____

STRAND:	Strand 3 - Writing and Shaping
SUB STRAND:	HN 6.3.1 Language Features & Rules
CONTENT LEARNING OUTCOME:	HN 6.3.2.1. Use appropriate conventions of short formal writing.

LESSON NOTES:

जाते जाते सावन बोला,
देता हूँ सौगात तुम्हें ।
भाई बहन प्यार से सुन लो,
कहता हूँ एक बात तुम्हें ॥

बाँध कलाई पर भैया के,
दो धागों का पक्का बन्धन
मुँह मीठा करके फिर कहन
मंगलमय हो रक्षा-बंधन ॥

अभ्यास

रक्षा-बंधन वर्ष के किस महीने में आता है ?

रक्षा-बंधन किन लोगों के रिश्ते को मजबूत बनाता है ?

रक्षा-बंधन कहाँ पर बाँधा जाता है ?

रक्षा-बंधन का दूसरा नाम क्या है ?

रक्षा-बंधन कौन बांधती है और किस को बांधती है ?

**2034 NANUKU SANGAM SCHOOL
NEW TERM RE-ALIGNED
WORKSHEET 3 -2021**

Subject: Social Science

Year: 8

Name: _____

Strand: Place & Environment

Sub- Strand: Features of Places

CLO: Gather information on major Global climatic issues affecting our world today.

LESSON NOTES:

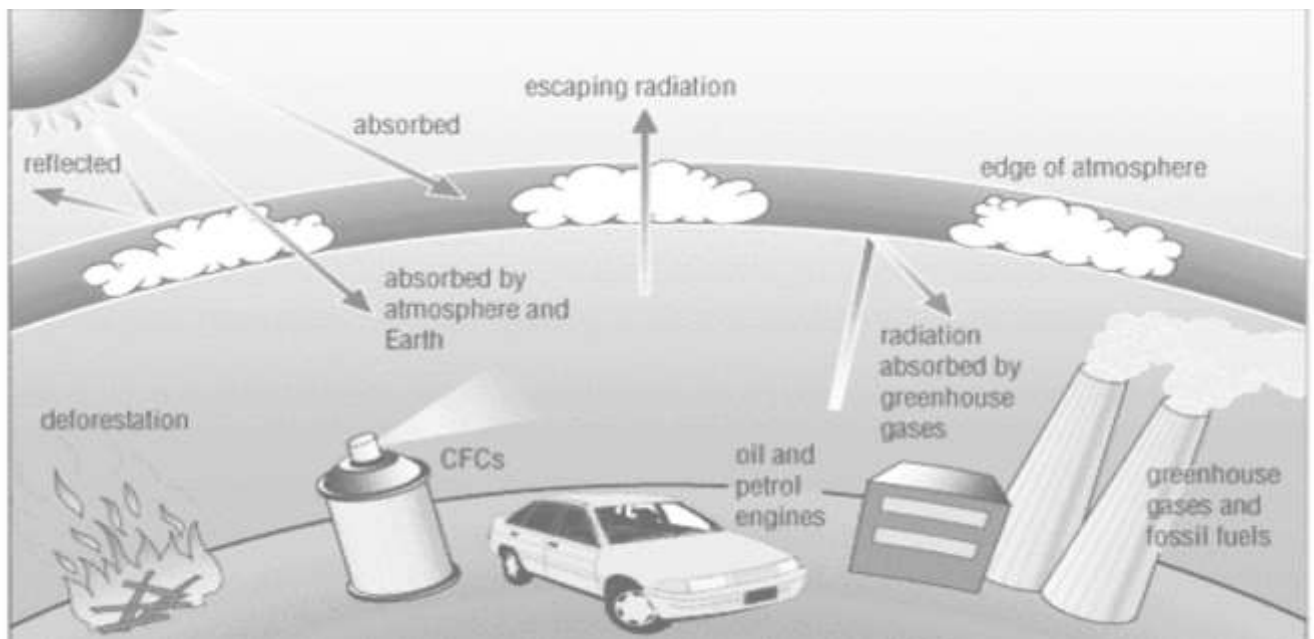
Global Warming

What is global warming?

• Warming of the World's temperature that causes changes in climate and behaviour of every living thing.

Causes of Global Warming

- **Burning of fossil fuels like coal and natural gas** - (These activities release a lot of greenhouse gases in the atmosphere- which acts as a blanket, trapping heat and warming the planet)
- **Cutting down trees and burning forests** - (trees help absorb carbon dioxide from the atmosphere. Since trees are cut down, carbon dioxide accumulates in the atmosphere.)
- **Large scale farming and certain waste management practices** - (release global warming gases such as methane and nitrous oxide.



ACTIVITY:

1. Define Global Warming.

2. Identify 3 possible causes of global warming.

3. How can global warming be prevented?

4. Harmful effects of global warming are:

**2034 NANUKU SANGAM SCHOOL
NEW TERM RE-ALIGNED
WORKSHEET 3 -2021**

Subject: Basic Science

Year: 8

Name: _____

STRAND: Energy

SUB-STRAND: Energy Transformation / Use & Conservation

CLO: Account and report on the different forms of energy can be transferred from one medium to another.

LESSON NOTES:

Being Energy -Wise

Ways of conserving energy at home.

We can save energy at home by changing our habit. When we save energy we are also helping our parents save money.

Technology and the demand for energy

1. The increase in world's population has brought an increasing demand for energy.
2. More machines are being used which require energy from fossil fuels.
3. Many new appliances are energy efficient.
4. Some of the appliances that were used in past are uncommon now e.g. benzene light, lanterns, etc.

ACTIVITY:

Activity 1

We need more energy.

Complete the table below, by writing examples of appliances that we use under each heading. You can also add the appliances that were used in past below it. Take help from your parents and grandparents.

	Cooking	Entertainment	Cooling	Transport	Lighting	Cleaning	Heating
PAST	Wood Fire Stove						
PRESENT	Gas Stoves Frying Pan Microwave						

Activity 2

Based on the above activity, classify the appliances according to their sources of energy.

ELECTRICITY	GAS	SOLAR	BIOMASS	PETROL
Frying Pan	Gas Stove		Wood Fire Stove	
Microwave				

NANUKU SANGAM SCHOOL
NEW TERM RE-ALIGNED
WORKHEET 3

Subject: **Veika Vaka-viti**

Year: **8**

Name: _____

STRAND	Na ivakarau vakavanua
Sub- Strand	Meke/ Serevasi/Qito vakaviti
Content Learning outcome	Me vulici, lagati ka matanataki na meke vakaviti/ serevasi kei na qito vakaviti

Wilika na serekali e ra ka sauma na taro e rukuna.

Na Vuli

“Dou vuli vei au ni’u sa yalo malua” Qori na vosa ni
noda **i Vakabula**
Taura dei ko na yalomatua
Na **mataniciva**, isa! Kua ni vakalutuma.

Dau Kaulotu era kauta mai
Me sa noda i yau ka i sasabai tu e dai Veisau ni
draki ni bula sa veirawai Kawa i Taukei me kua
na yalowai.

Veikawa tamata e Viti e veisisivi
Vakatagedegede ni vuli cecere me sauvi
Veiliutaki e veivanua ni cakacaka me yacovi
E dodonu me vakavure vakasama ni vakacagau na vuli.

Isa lei gauna ni bau Iesu tale mai!
Meu mai vuli tale mada la vakalailai Domomuni memela
ni la’ki voqa yawa mai Sa moce na wekaqu, kua na
yalowai.

Vola ko: V.Sukanatabua

Sauma na veitaro e ra ena yadua na i yatu vosa.

1. E vakaibalebaletaki vei cei na **i Vakabula**?

2. Na cava era kauta mai na **Dau Kaulotu**?

3. Vola e **rua** na vosa rorogo vata.

a) _____
b) _____

4. Vola e **dua** na laini ka tukuna na veivutuni.

5. Vola e **dua** na i vakasala e cauraki tiko ena serekali.

