

2034 NANUKU SANGAM SCHOOL
NEW TERM RE-ALIGNED
WORKSHEET 10 -2021

Subject: Language, Literacy and Communication (English) Year: 1 Name: _____


Strand	Reading and Writing
Sub Strand	Reading and Writing
Content Learning Outcome	Understand the reading and complete the activity given.

New Words

Truck red yellow drive play carry

Text

My Toy

	This is my toy truck. It is red and yellow. It can drive quickly and can carry things. I can play with it in my home or outside in my garden.
---	---


Activity 1

Read and write:

1. Truck _____
2. Red _____
3. Yellow _____
4. Drive _____
5. Play _____
6. Carry _____

Activity 2

Complete the sentences.



1. This is my toy _____.
2. It is _____ and _____.

**2034 NANUKU SANGAM SCHOOL
NEW TERM RE-ALIGNED
WORKSHEET 10 -2021**

Subject: Learning to Know (Maths) Year: 1 Name: _____

Strand	Early Mathematics
Sub Strand	Measurement
Content Learning Outcome	Write and recognize objects which are longer, shorter and taller than.


Lesson Notes



Taller than



Shorter than



Shorter than



Taller than



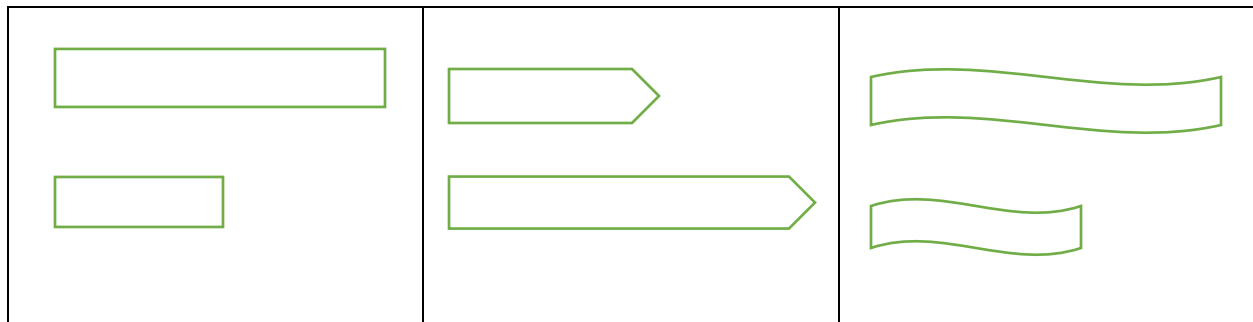
Shorter than



Longer than


Activity 1

Colour the **longer** pictures only.



Activity 2

Draw one **shorter**.



2034 NANUKU SANGAM SCHOOL
NEW TERM RE-ALIGNED
WORKSHEET 10

Subject: Veika Vaka-viti

Year: 1

Name: _____

STRAND	Vakarorogo kei na Cavuti ni vosa
Sub- Strand	Na Veivanua e vakayagataki kina na vosa
Content Learning outcome	Vakadikeva na I tukutuku e rogoci me saumi kina na taro kei na kena vakadewataki ena veigaunisala duidui ni vakau itukutuku.

VOSA VOVOU

Vulica na veivosa vovou oqo.

1. yaga 2. cola 3. mai 4. teitei 5. sara. 6. dreke 7. ca buka 8. vukei
9. mamaca 10. lesu 11. qoli

1. Vakacavara na i yatuvosa

- a). E yaga na _____.
- b). E buta kina na _____.
- c). E vinaka ga na buka _____.
- d). E cola buka tiko ko _____.
- e). E dreke buka tiko ko _____.

2. Vosa Veibasai- Wirina na veibasai ni veivosa era soli tiko.

- a. dereke - tau / cola.
- b. buta - vavi / droka
- c. mamaca- suasua / katakata.
- d. lesu mai - vukei / lako yani.

3. Vakacuruma na vosa e lutu.

{ roqota, tube, cola, vava, dreke }

1. E dau _____ na gone e dakuda.
2. Era dau _____ buka na yalewa.
3. Eda dau _____ na gone e loma sereda.
4. Eda dau _____ na noda kato ni vuli.
5. Era dau _____ buka na tagane.

**2034 NANUKU SANGAM SCHOOL
NEW TERM RE-ALIGNED
WORKSHEET 10 -2021**

Subject: Living and Learning Together Year: 1 Name: _____

Strand	Culture and Diversity
Sub Strand	Culture
Content Learning Outcome	To be able to understand what is culture, the different kind of cultures present in Fiji and the different worship places.




New Words

Temple Hindus Mosque Muslims Church Christians

Lesson Notes




- Fiji is a multicultural society.
- Different races of people live in Fiji.
- I Taukei, Indians, Europeans, Chinese and Rotumans live here.
- Different people pray at different places.

Worship Places of People

		
Temple / Mandir - Hindus pray here.	Mosque - Muslims pray here.	Church - Christians pray here.

Activity 1

Write the **correct name** of the **places of worship**.

**2034 NANUKU SANGAM SCHOOL
NEW TERM RE- ALIGNED
WORKSHEET 10 -2021**

Subject: Physical Development, Health and Well Being Year: 1 Name: _____

Strand	Safety
Sub Strand	Personal Safety
Content Learning Outcome	To be able understand what is safety and tell some safety rules while playing.

New Words

Safety play playground road safe Unsafe

Lesson Notes

- Safety means the ways we can protect ourself from injuries.
- We should play in the playground or a safe place.
- Do not play on the road.



We should play in a safe place.



Do not play on the road.

Activity 1

Tick the **safe** place for playing and **cross** the **unsafe** place for playing.





**2034 NANUKU SANGAM SCHOOL
NEW TERM RE-ALIGNED
WORKSHEET 10 -2021**

Subject: Learning to Know (E/S) Year: 1 Name: _____


Strand	Matter
Sub Strand	Toys
Content Learning Outcome	<ul style="list-style-type: none"> To be able to understand what is pull and what are some of the things that need pull force.

New Words

Pull force object move towards


Lesson Notes

- Pull is the force applied to move an object.
- When an object is pulled it tends to **move towards you.**
- Some examples of pulling force.



Activity 1

Tick the pictures where pull force is applied.



**2034 NANUKU SANGAM SCHOOL
NEW TERM RE-ALIGNED
WORKSHEET 10 -2021**

Subject: Language, Literacy and Communication (Hindi) Year: 1 Name: _____

Strand	बोलो, पढ़ो और लिखो ।
Sub Strand	पढ़ो और लिखो ।
Content Learning Outcome	पढ़े, समझे और सवाल का जवाब लिखे ।

Lesson Notes

सिखो ।



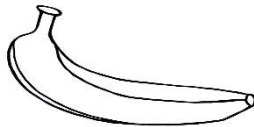

केला सेब पेड़ खेल शेर

ए की मात्रा ।

क + े = के

ख + े = खे

स + े = से

			
पेड़	सेब	केला	शेर

अभ्यास

जोड़ कर लिखो ।

र + े = _____

म + े = _____

न + े = _____

ज + े = _____

ल + े = _____

प + े = _____




द + े = _____

व + े = _____

च + े = _____

अभ्यास

इन के नाम लिखिए ।

 _____	 _____	 _____
--	--	--

