

NADI SANGAM SCHOOL

WEEKLY HOME STUDY

PACKAGE # 10

YEAR 2



2021

1076 NADI SANGAM SCHOOL

Weekly Home Study Package #10

Lesson Notes

School: Nadi Sangam School

Year: 2

Subject: English

Theme: Dream Vacation

Read the passage given below and then do the exercises.

Mary is very excited! In a week's time, she will be leaving on her dream vacation with Mum and Dad. It was her dream to visit Hawaii since she was little. They will be travelling on a cruise ship. The trip will be three weeks long and they will be visiting many Hawaiian islands. Mary hopes to see a lot of scenery and go to lots of sandy beaches. She read in a storybook that Hawaii is warm and beautiful. Before the trip, Mary's family needs to go shopping for suitable clothes and a camera. Also, they have to pack their suitcases. Her dad has to speak to the neighbours and ask them to take care of their home when they are away. Mary cannot wait to go on this vacation of her dreams.

A. Vocabulary: Learn these words:

trip dream camera scenery excited vacation

B. Multiple Choice: Circle the letter of the correct answer:

1.	Mary's dream was to visit _____ since she was little. A. Yasawa B. Hawaii
2.	How will they travel during their dream vacation? A. Aeroplane B. Ship
3.	How long will be the vacation? A. Three weeks B. A week
4.	Where did Mary come to know about Hawaii? A. Television B. Storybook
5.	Who will be speaking to the neighbours about taking care of their home when they are away? A. Dad B. Mum

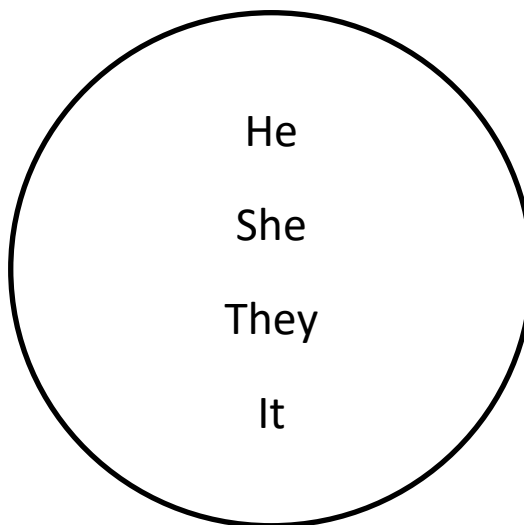
C. True or False: Regarding the following statements, write True or False in the space provided.

1.	_____ Mary is going to visit her family.
2.	_____ She is going with her parents.
3.	_____ They need to go shopping for warm clothes and food.
4.	_____ The family will leave in two weeks' time.
5.	_____ Mary hopes to see a lot of scenery and go to beaches.

D. Pronoun: A pronoun is a word that takes place of a noun. For example: Kim – He, Ashley – She, Children – They, Table – It.

From the circle below, choose a suitable pronoun and write it next to the following words.

1. Mary - _____
2. Dad - _____
3. Mum - _____
4. Mum and Dad - _____
5. Ship - _____
6. Camera - _____
7. Neighbours - _____
8. Suitcase - _____
9. Storybook - _____
10. Beach - _____



1076 NADI SANGAM SCHOOL

GENERAL SUBJECTS

YEAR 2

Weekly Home Study Package # 10

Lesson Notes

A. Eating Good and Clean Food







1. We should wash our food well before cooking.
2. Also wash the fruits well before eating.
3. Eating unwashed fruits will make us sick
4. Eat a lot of fruits and vegetables.
5. Eating fresh food is best and good for health.
6. Fruits and vegetables make us strong and healthy.

B. Healthy and Clean Environment

Environment is a place, surrounding or a condition where people, animals or plants live.

Good Practise	Bad Practise
Planting trees	Smoke from factories
Recycle	Cutting down trees
Replanting trees	Car exhaust fumes
Walking	Oil spills
	Burning rubbish

C. Traditional Wear

<p>1. <u>Hindu</u> Woman - sari</p>  <p>Man - Dhoti</p> 	<p>2. <u>Islam</u> (Muslim) Woman – Burka</p>  <p>Man – Jubba</p> 	<p>3. 1 – Taukei Woman – Sulu Jaba</p>  <p>Man –Sulu Vakataga</p> 
--	--	--

4. Sikhs (Punjabi)
Woman – Salwaar Kameez



Man – Turban



5. Chinese
Woman – Ruqun(Hanfu)
Hanfu consists of blouse(ru) and wrap around skirt(qun)



Man – Manchu dress(robe, long jacket or tunic)

Activities: Stranger - Danger

Decode the message below by using the keys in the code chart. Find what message it is .Read it and then write it down in the space provided.

CODE CHART

1 A	2 B	3 C	4 D	5 E	6 F	7 G	8 H	9 I	10 J	11 K	12 L	13 M
14 N	15 O	16 P	17 Q	18 R	19 S	20 T	21 U	22 V	23 W	24 X	25 Y	26 Z

Example:

4,15 14,15,20 20,1,12,11 20,15 19,20,18,1,14,7,5,18,19

Do not talk to strangers.

1. 23,1,12,11 1,23,1,25 6,18,15,13 19,20,18,1,14,7,5,18,19

_____ .

2. 14,15 14,15,20 1,3,3,5,16,20 20,8,9,14,7,19 6,18,15,13

19,20,18,1,14,7,5,18,19

_____ .

1076 NADI SANGAM SCHOOL

YEAR 2

HINDI

WEEKLY HOME STUDY PACKAGE #10

बकरी और लोमड़ी

एक समय की बात है, एक लोमड़ी जंगल में घूमते घूमते एक कुँए के पास पहुंची। कुँए के चारों ओर दीवार नहीं थी। लोमड़ी ने ध्यान नहीं दिया और भीतर गिर गई। हालांकि कुँआ बहुत गहरा नहीं था पर लोमड़ी बाहर नहीं निकल पा रही थी। निराश होकर वह वहीं बैठ गई।

तभी ऊपर से एक बकरी जाती दिखाई दी। बकरी ने लोमड़ी को कुँए में देखकर पूछा, "अरे बहन, तुम भीतर क्या कर रही हो?"

लोमड़ी ने कहा, "बकरी बहन! तुम्हें पता नहीं है, जल्द ही भयंकर सूखा पड़ने वाला है। यहाँ कोई और आए उससे पहले ही मैं भीतर आ गई।

कम से कम यहाँ पानी तो है। तुम भी क्यों नहीं भीतर आ जाती हो?"

बकरी ने सोचा कि लोमड़ी बहुत अच्छी सलाह दे रही है और वह भी कुँए में कूद गई। बकरी के कुँए के भीतर पहुँचते ही लोमड़ी उछलकर बकरी की पीठ पर चढ़ी और फिर बाहर निकल आई।

उसने बकरी से कहा, "अलविदा बहन, मैं तो चली" और लोमड़ी सिर पर पैर रखकर भाग गई। बकरी देखती ही रह गई।

इस कहानी से हम यही सीखते हैं कि आँख बंद करके किसी पर भी भरोसा नहीं करना चाहिए।

अभ्यास

अ] नए शब्द

कुँआ

निराश

भयंकर

सूखा

सलाह

आ] सही जवाब को चुन कर उसके बगल वाले अक्षर को गोल करो ।

१. लोमड़ी घूमते घूमते किसके पास पहुँची ? क. बकरी के पास ख. कुँए के पास
२. लोमड़ी ने ऊपर किसको जाते हुए देखा ? क. कौए को ख. बकरी को
३. लोमड़ी ने बकरी को कुँए में रहने का क्या कारण बताया ? क. सूखा पड़ने वाला है ख. बारिश होने वाली है
४. लोमड़ी कुँए से कैसे बाहर आई ? क. रस्सी पकड़ कर ख. बकरी की पीठ पर चढ़ कर
५. इस कहानी से हम क्या सीखते हैं ? क. आँख बंद करके सभी पर भरोसा करो ख. आँख बंद करके किसे पर भी भरोसा मत करो

इ] नीचे दिए गए शब्दों की सही वर्तनी लिखो ।

लोमड़ी - _____

बकरि - _____

दिवार - _____

भितर - _____

जांगल - _____

1076 NADI SANGAM SCHOOL
Weekly Home Study Package # 10

Subject : Mathematics

Year: 2

Strand	Numbers
Sub Strand	Operations
Content Learning Outcome	To show multiplication as repeated addition

Skip Counting

Lesson Notes

Skip counting is moving forward in jumps or steps.

Skip counting by 2s

Is simply moving forward by **two steps, two jumps** or **two skips**

0	2	4	6	8	10	12	14	16	18	20
---	---	---	---	---	----	----	----	----	----	----

How many times did you skip in 2s to reach 20?

10 times

Activities: Write the numbers by skip counting:

1. Skip counting by 3s

0	3	6					21			
---	---	---	--	--	--	--	----	--	--	--

How many times did you skip in 3s to reach 21?

_____ **times**

2. Skip counting by 4s

0	4	8	12					32		
---	---	---	----	--	--	--	--	----	--	--

How many times did you skip in 4s to reach 32 ?

_____ times

3. Skip counting by 5s

0	5	10						40		50
---	---	----	--	--	--	--	--	----	--	----

How many times did you skip to reach 50?

_____ times

4. Skip counting by 6s

0	6	12		24			42			60
---	---	----	--	----	--	--	----	--	--	----

How many times did you skip to reach 24?

_____ times