

**2034 NANUKU SANGAM SCHOOL**  
**NEW TERM RE-ALIGNED**  
**WORKSHEET 4 -2021**

Subject: Language, Literacy and Communication (English) Year: 2 Name: \_\_\_\_\_

<b>Strand</b>	Listening and communicating
<b>Sub Strand</b>	Listening, speaking and communicating
<b>Content Learning Outcome</b>	To be able to understand what are opposites and complete the given activity.

New Words

Happy      sad      catch      throw      dirty      clean      day      night

Opposites

Boy - Girl

Day - Night

Dirty - Clean

Up - down

Big - small

Happy - sad

Catch - throw

Activity 1

Write the opposites of each word correctly.

1. Boy - \_\_\_\_\_

2. Day - \_\_\_\_\_

3. Dirty - \_\_\_\_\_

4. Up - \_\_\_\_\_

5. Big - \_\_\_\_\_

6. Happy - \_\_\_\_\_

7. Catch - \_\_\_\_\_

**2034 NANUKU SANGAM SCHOOL  
NEW TERM RE-ALIGNED  
WORKSHEET 4 -2021**


**Subject: Learning to Know (Maths) Year: 2 Name: \_\_\_\_\_**

Strand	Numbers
Sub Strand	Repeated Addition
Content Learning Outcome	To be able to do multiplication as repeated addition.

Lesson Notes

**Array**


rows with equal amount in each



$3 \times 4 = 12$

**Array**


rows with equal amount in each



$3 \times 4 = 12$

**Equal groups**


3 groups with 4 in each group



$3 \times 4 = 12$

**Equal groups**

3 groups with 4 in each group



$3 \times 4 = 12$

**Repeated addition**

$4 + 4 + 4 = 12$

$3 \times 4 = 12$

**Repeated addition**

$4 + 4 + 4 = 12$

$3 \times 4 = 12$

Activity 1

Fill in the blanks.

1.)  $10 + 10 + 10 =$  \_\_\_\_\_

$3 \times 10 =$  \_\_\_\_\_

2.)  $7 + 7 + 7 + 7 =$  \_\_\_\_\_

$4 \times 7 =$  \_\_\_\_\_

3.)  $6 + 6 =$  \_\_\_\_\_

$2 \times 6 =$  \_\_\_\_\_

4.)  $2 + 2 + 2 + 2 + 2 =$  \_\_\_\_\_

$2 \times 5 =$  \_\_\_\_\_

5.)  $8 + 8 + 8 =$  \_\_\_\_\_

$3 \times 8 =$  \_\_\_\_\_



2034 NANUKU SANGAM SCHOOL  
NEW TERM RE-ALIGNED  
WORKSHEET 4

Subject: Veika Vaka-viti Year: 2 Name: \_\_\_\_\_

<b>STRAND</b>	Vakarorogo kei na Cavuti ni vosa
<b>Sub- Strand</b>	Na Veivanua e vakayagataki kina na vosa
<b>Content Learning outcome</b>	Vakadikeva na I tukutuku e rogoci me saumi kina na taro kei na kena vakadewataki ena veigaunisala duidui ni vakau itukutuku.

**VOSA VOVOU**

Vulica na veivosa vovou oqo.

1. E dau 2. waqa 3. katakata 4. kakana 5. cara. 6. kena 7. qoca 8. vavi  
9. lovo 10. buka 11. keli 12. kina 13. vakaituvi 14. bulu 15. buta 16. O ya 17. i tutu

Vola e so na vosa mo vakacavara kina na i yatuvosa me baleta na lovo.

- a. E dau cara na \_\_\_\_\_.
- b. E dau \_\_\_\_\_.
- c. E dau waqa na kena \_\_\_\_\_.
- d. E dau bulu ni sa katakata na \_\_\_\_\_.

2. Wirina na vosa veibasai..

- a.) keli - bulu / were
- b.) katakata - saqa / batabata
- c.) buta- vavi / droka
- d.) waqa - boko / cara

**2034 NANUKU SANGAM SCHOOL  
NEW TERM RE- ALIGNED  
WORKSHEET 4 -2021**

**Subject: Living and Learning Together**      **Year: 2**      **Name: \_\_\_\_\_**

<b>Strand</b>	Myself and others
<b>Sub Strand</b>	Relationships and Emotions
<b>Content Learning Outcome</b>	Understand what is respect and the ways in which one can show respect.

New Words

**Respect**                      **talk**                      **manners**                      **eat**                      **dress**                      **sit**

Lesson Notes

- **Respect** is the way we present ourself to others.
- **Ways in which we can show respect are:**
  - Way we talk
  - Listening to what is being told.
  - Way we dress.
  - Way we eat.
  - Helping others.
- **We should respect:**
  - Parents
  - Teachers
  - Elders
  - Life
  - Small children

Activity 1

Write **Yes** or **No**

1. We should respect our parents. \_\_\_\_\_
2. Respect is the way we present ourself to others. \_\_\_\_\_
3. We should not help others. \_\_\_\_\_
4. We should respect life. \_\_\_\_\_
5. We should shout at others. \_\_\_\_\_
6. Respect can be shown in many ways. \_\_\_\_\_

**2034 NANUKU SANGAM SCHOOL  
NEW TERM RE- ALIGNED  
WORKSHEET 4 -2021**

**Subject: Physical Development, Health and Well Being    Year: 2    Name: \_\_\_\_\_**

<b>Strand</b>	Safety
<b>Sub Strand</b>	Personal Safety
<b>Content Learning Outcome</b>	To be able understand what is safety and the things we should play with and the things we should not play with.

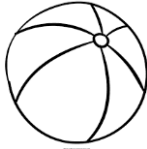
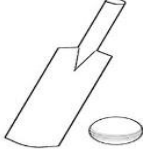



**New Words**

**Safety                  hammer                  scissors                  iron                  knife                  needle**




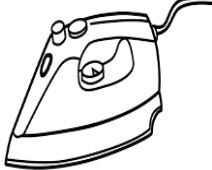
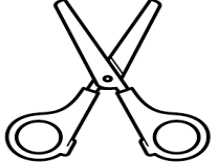
**Lesson Notes**

- Safety means the ways we can protect ourself from injuries.

**Things we should play with:**

				
<b>Ball</b>	<b>Bat</b>	<b>Doll</b>	<b>Rubber toys</b>	<b>Teddy bear</b>

**Things we should not play with:**

				
<b>Hammer</b>	<b>Knife</b>	<b>Needle</b>	<b>Iron</b>	<b>Scissors</b>

**Activity 1**

**Circle the things we should play with and cross the things we should not play with.**



**2034 NANUKU SANGAM SCHOOL**  
**NEW TERM RE- ALIGNED**  
**WORKSHEET 4 -2021**

**Subject: Learning to Know (E/S)    Year: 2                          Name: \_\_\_\_\_**





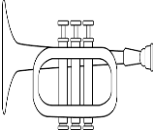
<b>Strand</b>	Matter
<b>Sub Strand</b>	Music
<b>Content Learning Outcome</b>	To be able to understand how musical instruments make musical sounds.

**New Words**

**Blowing    knocking    beating    striking    plucking**

**Lesson Notes**

- Music is a sound we like to hear.
- We hear using our ears.
- Ways in which musical instrument make musical sounds.

				
<b>Striking</b>	<b>Knocking</b>	<b>Plucking</b>	<b>Beating</b>	<b>Blowing</b>

**Activity 1**

Match the musical instrument to the right musical sounds.



blowing



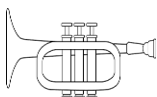
beating



knocking



Plucking



striking

**2034 NANUKU SANGAM SCHOOL**  
**NEW TERM RE- ALIGNED**  
**WORKSHEET 4 -2021**

**Subject: Language, Literacy and Communication (Hindi) Year: 2 Name: \_\_\_\_\_**

Strand	बोलो, पढ़ो और लिखो ।
Sub Strand	पढ़ो और लिखो ।
Content Learning Outcome	विलोम शब्द को पढ़े और समझे ।

**Lesson Notes**

**सिखो**

**कलम            कमर            सड़क            मटर            मगर**

**विलोम शब्द (Opposites)**

लड़का - लड़की

दिन - रात

बड़ा - छोटा

हँसना - रोना

ऊपर - नीचे

आदमी - औरत

**अभ्यास**

**विलोम शब्द (Opposites)**

लड़का - \_\_\_\_\_

दिन - \_\_\_\_\_

बड़ा - \_\_\_\_\_

हँसना - \_\_\_\_\_

ऊपर - \_\_\_\_\_

आदमी - \_\_\_\_\_