

2034 NANUKU SANGAM SCHOOL
NEW TERM RE-ALIGNED
WORKSHEET 9 – SOLUTION 2021

Subject: Language, Literacy and Communication (English) Year: 2 Name: _____

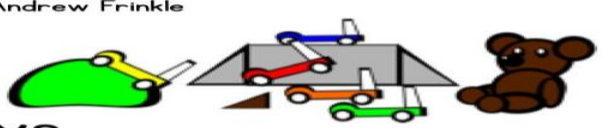
Strand	Reading and Writing
Sub Strand	Reading and Writing
Content Learning Outcome	To be able to understand the reading and complete the given activity.

New Words

Toys shared enjoy bought coins


Text

Toys and Coins
Story by Andrew Frinkle



Roy was a boy.
Roy had lots of toys.
They gave him lots of joy.
He shared them with other boys.
Toys were something they could all enjoy.

Roy also had lots of coins.
He used them to buy some oil.
Then he bought some foil.
He also bought some soil.



Rhyming Words

- Have the same sound at the end.

Example

a. Cat bay bat sat

Activity 1

Underline the rhyming words.

1. Toy gave joy boy
2. Coins oil foil soil
3. Cake bake shake could
4. Girl ball fall call

**2034 NANUKU SANGAM SCHOOL
NEW TERM RE-ALIGNED
WORKSHEET 9 – SOLUTION 2021**

Subject: Learning to Know (Maths) Year: 2 Name: _____

Strand	Numbers
Sub Strand	Operations
Content Learning Outcome	To be able to do subtraction of two-digit numbers.

Lesson Notes

- Subtraction means taking away.
- Examples:

$$\begin{array}{r} 1) \quad 53 \\ - 21 \\ \hline 32 \end{array}$$

$$\begin{array}{r} 2) \quad 47 \\ - 27 \\ \hline 20 \end{array}$$

$$\begin{array}{r} 3) \quad 67 \\ - 42 \\ \hline 25 \end{array}$$

$$\begin{array}{r} 4) \quad 88 \\ - 7 \\ \hline 81 \end{array}$$

$$\begin{array}{r} 5) \quad 87 \\ - 35 \\ \hline 52 \end{array}$$

$$\begin{array}{r} 6) \quad 96 \\ - 75 \\ \hline 21 \end{array}$$

$$\begin{array}{r} 7) \quad 95 \\ - 23 \\ \hline 72 \end{array}$$

$$\begin{array}{r} 8) \quad 49 \\ - 39 \\ \hline 10 \end{array}$$

Activity 1

$$\begin{array}{r} 63 \\ - 23 \\ \hline 40 \end{array}$$

$$\begin{array}{r} 75 \\ - 24 \\ \hline 51 \end{array}$$

$$\begin{array}{r} 98 \\ - 67 \\ \hline 31 \end{array}$$

$$\begin{array}{r} 78 \\ - 56 \\ \hline 22 \end{array}$$

$$\begin{array}{r} 57 \\ - 43 \\ \hline 14 \end{array}$$

$$\begin{array}{r} 86 \\ - 33 \\ \hline 53 \end{array}$$

2034 NANUKU SANGAM SCHOOL
NEW TERM RE-ALIGNED
WORKSHEET 9

Subject: Veika Vaka-viti

Year: 2

Name: _____

STRAND	Vakarorogo kei na Cavuti ni vosa
Sub- Strand	Na Veivanua e vakayagataki kina na vosa
Content Learning outcome	Vakadikeva na I tukutuku e rogoci me saumi kina na taro kei na kena vakadewataki ena veigaunisala duidui ni vakau itukutuku.

VOSA VOVOU

Vulica na veivosa vovou oqo.


1. E dau
2. waqa
3. katakata
4. kakana
5. cara
6. kena
7. qoca
8. vavi
9. lovo
10. buka
11. keli
12. kina
13. vakaituvi
14. bulu
15. buta
16. O ya
17. i tutu

1. Droinitaka na veika oqo.

a. waqa



b. ika



c. bulumakau



2. Vosa Veibasai- Vola na veibasai ni vei vosa oqo.

a. qase - gone.

b. vulavula- loaloa.

c. mamaca- suasua.

d. moce - yadra.

e. balavu - lekaleka.

**2034 NANUKU SANGAM SCHOOL
NEW TERM RE- ALIGNED
WORKSHEET 9 – SOLUTION 2021**

Subject: Living and Learning Together **Year: 2** **Name: _____**

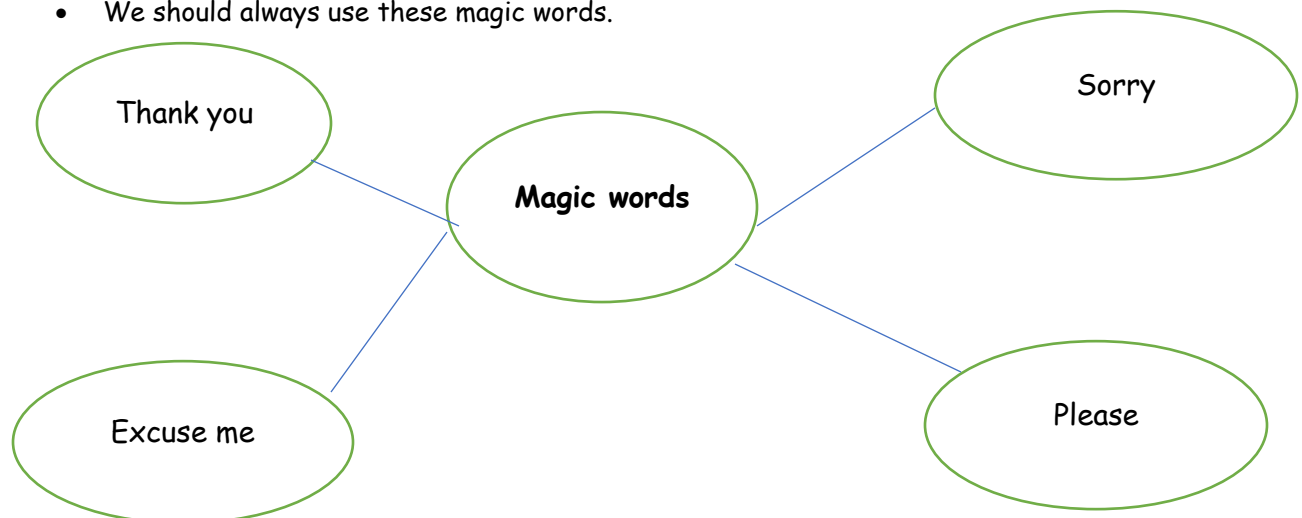
Strand	Myself and others
Sub Strand	Respect Everyone
Content Learning Outcome	Understand what is respect and the ways in which one can show respect.

New Words

Respect **sorry** **please** **thank you** **excuse me**

Lesson Notes

- **Respect** is the way we present ourself to others.
- **Ways in which we can show respect are:**
 - Way we talk
 - Listening to what is being told.
 - Way we dress.
 - Way we eat.
 - Helping others.
- We should always use these magic words.



Activity 1

Fill in the blanks.

1. Please, may I borrow your pencil.
2. I am really sorry.
3. Thank you for taking care of me.
4. Excuse me, may I take the book please.

**2034 NANUKU SANGAM SCHOOL
NEW TERM RE- ALIGNED
WORKSHEET 9 – SOLUTION 2021**

Subject: Physical Development, Health and Well Being Year: 2 Name: _____

Strand	Safety
Sub Strand	Personal Safety
Content Learning Outcome	To be able understand what is safety and the things we should play with and the things we should not play with.

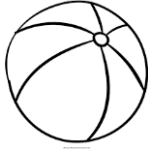




New Words

Safety safe unsafe play with injuries





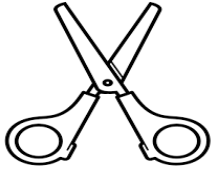
Lesson Notes

- Safety means the ways we can protect ourself from injuries.

Things safe to play with:






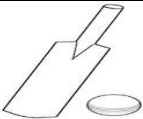
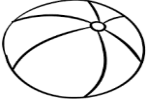

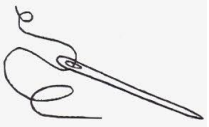

				
Ball	Bat	Doll	Rubber toys	Teddy bear

Things unsafe play with:

				
Hammer	Knife	Needle	Iron	Scissors

Activity 1

Label the pictures as safe or unsafe to play.

				
Unsafe	Safe	Unsafe	Safe	Safe
				
Safe	Safe	Unsafe	Unsafe	Unsafe

**2034 NANUKU SANGAM SCHOOL
NEW TERM RE- ALIGNED
WORKSHEET 9 – SOLUTION 2021**

Subject: Learning to Know (E/S) Year: 2 Name: _____

Strand	Matter
Sub Strand	Toys
Content Learning Outcome	<ul style="list-style-type: none"> To be able to understand what is force and what are some of the things that need push or pull force.

New Words

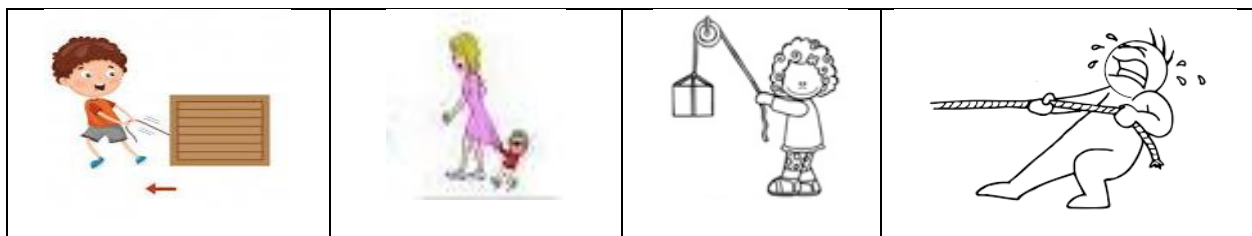
Push force pull toys move away

Lesson Notes

- Push is the force applied to move an object.
- When an object is pushed it tends to move away.
- Some examples of pushing force.




- Some examples of pulling force.



Activity 1

Label the pictures as push or pull.



2034 NANUKU SANGAM SCHOOL
NEW TERM RE- ALIGNED
WORKSHEET 9 – SOLUTION 2021

Subject: Language, Literacy and Communication (Hindi) Year: 2 Name: _____

Strand	बोलो, पढ़ो और लिखो ।
Sub Strand	पढ़ो और लिखो ।
Content Learning Outcome	पढ़े, समझे और सवाल का जवाब लिखे ।

Lesson Notes

सिखो ।

सुन्दर

खिलौन

पिताजी

सोता

खेलता

मेरे खिलौने

पिताजी मेरे लिए एक पीला मोटर लाए है ।

मैं उस से रोज़ खेलता हूँ ।

माँ मेरे लिए एक सुन्दर टेडी लाई है ।

मैं उसे ले कर सोता हूँ ।

ये सब मेरे खिलौने हैं । मुझे मेरे खिलौने बहुत पसन्द है ।



अभ्यास

सही जवाब चुनीए ।

अ. माँ मेरे लिए एक _____ टेडी लाई है ।

क. सुन्दर

ख. बड़ा

आ. मैं उसे ले कर _____ हूँ ।

क. खेलता

ख. सोता

अभ्यास

पीला रंग भरिए ।

