

**2034 NANUKU SANGAM SCHOOL
NEW TERM RE-ALIGNED
WORKSHEET 3 – SOLUTION 2021**

Subject: Language, Literacy and Communication (English) Year: 2 Name: _____

Strand	Listening and communicating
Sub Strand	Listening, speaking and communicating
Content Learning Outcome	<ul style="list-style-type: none">• Read the words with different blends.• Understand the given activities and write the words with blends.

New Words

Plants Green Tree wind shade

Rhyming Words

Are the words that have the same sound at the end.

For example:

Cook look shook

Read the text

Plants
Green, green plants,
Home for bees and ants.
Everything in the tree,
We get it for free.
Green leaves dancing in the wind,
Giving us shade being very kind.

Activity 1

Fill in the blanks:

Green, green plants,

Home for bees and ants.

Everything in the tree,

We get it for free.

Green leaves dancing in the wind,

Giving us shade being very kind.

Activity 2

Circle the rhyming words.

1. Cat sat Man

2. Dog kite Log

3. Shoe cake make

4. Fan mat man

Activity 3

Write the rhyming words from the text:

1. Tree free

2034 NANUKU SANGAM SCHOOL
NEW TERM RE-ALIGNED
WORKSHEET 3 – SOLUTION 2021

Subject: Learning to Know (Maths) Year: 2 Name: _____

Strand	Numbers
Sub Strand	Skip Counting
Content Learning Outcome	To be able to identify the numbers in 3's and 4's correctly.

Lesson Notes

Skip counting by threes									
1	2	3	4	5	6	7	8	9	10
11	12	13	14	15	16	17	18	19	20
21	22	23	24	25	26	27	28	29	30
31	32	33	34	35	36	37	38	39	40
41	42	43	44	45	46	47	48	49	50
51	52	53	54	55	56	57	58	59	60
61	62	63	64	65	66	67	68	69	70
71	72	73	74	75	76	77	78	79	80
81	82	83	84	85	86	87	88	89	90
91	92	93	94	95	96	97	98	99	100

Skip counting by fours									
1	2	3	4	5	6	7	8	9	10
11	12	13	14	15	16	17	18	19	20
21	22	23	24	25	26	27	28	29	30
31	32	33	34	35	36	37	38	39	40
41	42	43	44	45	46	47	48	49	50
51	52	53	54	55	56	57	58	59	60
61	62	63	64	65	66	67	68	69	70
71	72	73	74	75	76	77	78	79	80
81	82	83	84	85	86	87	88	89	90
91	92	93	94	95	96	97	98	99	100

Activity 1

Circle the numbers in 3's.

1	2	3	4	5	6	7	8	9	10
11	12	13	14	15	16	17	18	19	20
21	22	23	24	25	26	27	28	29	30
31	32	33	34	35	36	37	38	39	40
41	42	43	44	45	46	47	48	49	50
51	52	53	54	55	56	57	58	59	60
61	62	63	64	65	66	67	68	69	70
71	72	73	74	75	76	77	78	79	80
81	82	83	84	85	86	87	88	89	90
91	92	93	94	95	96	97	98	99	100

Activity 2

Circle the numbers in 4's.

1	2	3	4	5	6	7	8	9	10
11	12	13	14	15	16	17	18	19	20
21	22	23	24	25	26	27	28	29	30
31	32	33	34	35	36	37	38	39	40
41	42	43	44	45	46	47	48	49	50
51	52	53	54	55	56	57	58	59	60
61	62	63	64	65	66	67	68	69	70
71	72	73	74	75	76	77	78	79	80
81	82	83	84	85	86	87	88	89	90
91	92	93	94	95	96	97	98	99	100

2034 NANUKU SANGAM SCHOOL
NEW TERM RE-ALIGNED
WORKSHEET 3

Subject: Veika Vaka-viti

Year: 2

Name: _____

STRAND	Vakarorogo kei na Cavuti ni vosa
Sub- Strand	Na Veivanua e vakayagataki kina na vosa
Content Learning outcome	Vakadikeva na I tukutuku e rogoci me saumi kina na taro kei na kena vakadewataki ena veigaunisala duidui ni vakau itukutuku.

VOSA VOVOU

Vulica na veivosa vovou oqo.

1. Idia 2. Jaina 3. Jane 4. E rau 5. yacana. 6. Akoi 7. Taukei 8. E rua
9. Rama 10. Vavalagi 11. Waqa 12. E ratou 13. duikaikai

Cakacaka Lavaki

1. Vakacavara na i yatuvosa.

- a. E gone i taukei ko Waqa.
- b. E gone ni Idia ko Rama.
- c. E gone ni Jaina ko Akoi.
- d. E ratou duikaikai.

2. Wirina na vosa veibasai..

- a.) taukei - **vulagi** / vavalagi
- b.) tuakaqu- tamaqu / **taciqu**
- c.) qase- **gone** / luvena
- d.) au- **iko** / koya

3. Vakacuruma na vosa e lutu.

vakasari / vakabuiniga / vakavinivo lekaleka

- a.) Era dau vakavinivo lekaleka na yalewa ni Jaina.
- b) Era dau vakabuiniga na yalewa ni Viti.
- c) Era dau vakasari na yalewa ni Idia.

**2034 NANUKU SANGAM SCHOOL
NEW TERM RE- ALIGNED
WORKSHEET 3 – SOLUTION 2021**

Subject: Living and Learning Together **Year: 2** **Name: _____**

Strand	Myself and others
Sub Strand	Relationships
Content Learning Outcome	Identify relationships with other children and adults.











New Words

Grandfather Grandmother Uncle Aunty Cousins Friends Brother

Lesson Notes

- Grandfather and grandmother are the father and mother of your parents.
- Uncle are your father's or mother's brother.
- Aunty is your mother's or father's sister.
- Cousins are the children of your aunty and uncle.

Relationships

 Grandmother	 Grandfather	 Aunty	 Cousins	 Sister
 Uncle	 Friends	 Brother	 Mother	 Father






Activity 1

Fill in the blanks.

Grandmother Mother Father Sister
 Brother Friends Aunty
 Cousins Uncle Grandfather

Activity 2

Label the relationships correctly.

 Grandmother	 Grandfather	 Aunty	 Cousins	 Sister
---	---	---	--	--

**2034 NANUKU SANGAM SCHOOL
NEW TERM RE- ALIGNED
WORKSHEET 3 – SOLUTION 2021**

Subject: Physical Development, Health and Well Being Year: 2 Name: _____

Strand	Building Healthy Relationship
Sub Strand	Relationship
Content Learning Outcome	To be able understand who is a friend and things we do with a friend.


New Words

Teasing read hug cry help bullying






Lesson Notes

- A friend is a person whom we like to stay with and who always helps us.
- Friends listen to our problems.

Things to do with friends.

				
Read	Play	Share	Hug	Help

Things not to do with friends.

				
Fighting	Pulling Hair	Teasing	Make them cry	Bullying

Activity 1

Write **Yes** or **No**

1. Bully your friends. **No**
2. Share things with your friends. **Yes**
3. Make your friend laugh. **Yes**
4. Help your friends. **Yes**

Complete:

Friends listen to our **problems**.

**2034 NANUKU SANGAM SCHOOL
NEW TERM RE- ALIGNED
WORKSHEET 3 – SOLUTION 2021**

Subject: Learning to Know (E/S) Year: 2 Name: _____






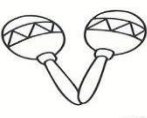

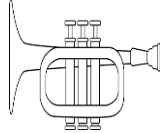
Strand	Matter
Sub Strand	Music
Content Learning Outcome	To be able to name and label different musical instruments.

New Words

drum dholak lali guitar piano flute shaker Trumpet





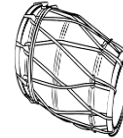
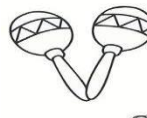

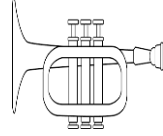
Lesson Notes

- Music is a sound we like to hear.
- We hear using our ears.
- Some musical instruments are:

							
Drum	Flute	Piano	Guitar	Dholak	Shaker	Lali	Trumpet

Activity 1

Name the following musical instruments.

							
Drum	Flute	Piano	Guitar	Dholak	Shaker	Lali	Trumpet

Activity 2

Match the words with its correct spellings.

- | | |
|------------|---------|
| 1. lila | trumpet |
| 2. lokdha | piano |
| 3. nopia | flute |
| 4. lutef | dholak |
| 5. pettrum | lali |

**2034 NANUKU SANGAM SCHOOL
NEW TERM RE- ALIGNED
WORKSHEET 3 – SOLUTION 2021**

Subject: Language, Literacy and Communication (Hindi) Year: 2 Name: _____

Strand	बोलो, पढ़ो और लिखो ।
Sub Strand	पढ़ो और लिखो ।
Content Learning Outcome	कविता को पढ़ें और समझें ।





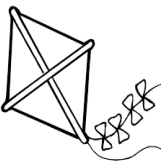
Lesson Notes

सिखो

सोच समझो पत्थर जान पेड़ पैसा पानी पत्ता पैर पत्ता पतंग

सोचो - समझो ।

सोचो - समझो और विचारो,
पेड़ों को पत्थर मत मारो ।
समझाता हमको विज्ञान,
उनमे भी होती है जान ।

						
पेड़	पैसा	पाँच	पानी	पत्ता	पैर	पतंग

अभ्यास

इन्हें पूरा कजिए ।

सोचो - समझो और विचारो,
पेड़ों को पत्थर मत **मारो** ।
समझाता हमको विज्ञान,
उनमे भी होती है **जान** ।

सही नाम लिखिए ।

						
पेड़	पैसा	पाँच	पानी	पत्ता	पैर	पतंग