

NANUKU SANGAM SCHOOL
NEW TERM RE-ALIGNED
WORKSHEET 4

Subject: English

Year: 3 Name: _____

Strand: Reading And Viewing.

Strand Outcome: Evaluate the purpose, meaning and a range of written and visual text.

Picture Description

Write 5 or more lines to describe the picture given below.



**2034 NANUKU SANGAM SCHOOL
NEW TERM RE-ALIGNED
WORKSHEET 4**

Subject: Mathematics

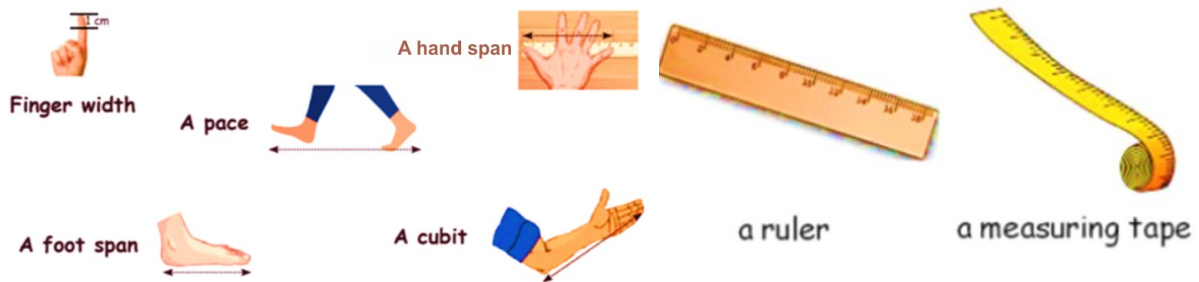
Year: 3

Name: _____

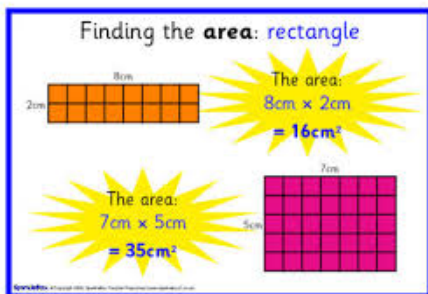
Strand: Measurements.

Sub Strand: Length, Height, Distance, Area

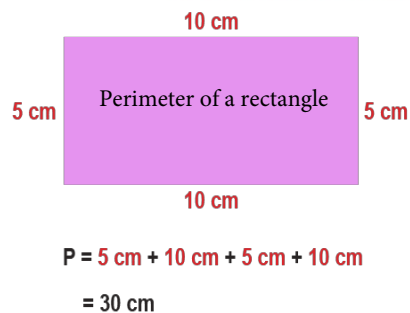
Strand Outcome: Identify different non-standard unit and standard units and calculate perimeters and areas.



Non-Standard Units of Measuring Length



Standard Units of Measuring Lengths


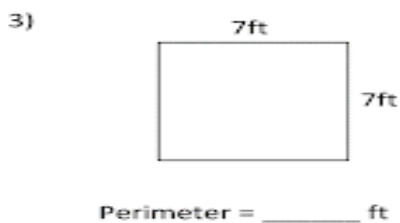
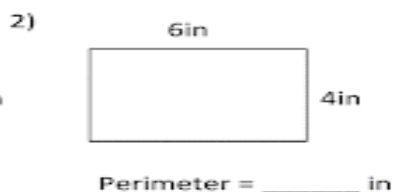
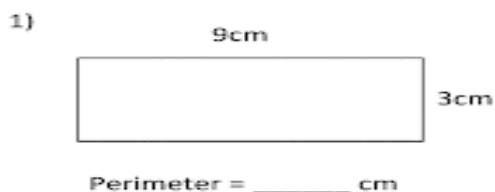


Answer these questions:

1. List 2 non-standard units of measuring length.

- a. _____
b. _____

Work out the perimeter of the following rectangles. They are not to scale.



NANUKU SANGAM SCHOOL
NEW TERM RE-ALIGNED
WORKSHEET 4

Subject: **Veika Vaka-viti** Year: **3** Name: _____

STRAND	Volavola kei na Bulibuli
Sub- Strand	Lawa ni Vosa
Content Learning outcome	Vakayagataki na vakadidigo kei na lawa ni vosa dodonu ena buli iyatuvosa.

Vakasavuitukutuku:

Kena Vakaraitaki:

1. "Sa lesu mai na volivoli ko Peni," e kaya ko Seru.
E kaya ko Seru ni sa lesu mai na volivoli ko Peni.

Cakacaka Lavaki:

A. Vakasavuya na veiyatuvosa ka soli tiko e ra.

1. "Sa bula na tauvimate ko Poasa," e kaya ko Jale.
_____.

2. "Sa vica beka na kaloko?" e taro ko Epeli.
_____.

3. "Sa oti na tini," e sauma mai ko Sainimili.
_____.

4. "Vakaotia na nomu cakacaka," e tukuna vei Semi ko qasenivuli.
_____.

B. Vakayagataka e lima se sivia na vosa mo vakaotia kina na vei yatuvosa era.

1. Au dau taleitaka _____.

2. Mo dau nanuma _____.

3. E na veimataka _____.

4. Keitou dau _____.

5. Dau rarawa ko tamaqu _____.

Activity 2 Match the question with the correct response

1. What should you say if you walk in front of someone?	<i>Are You Ok?</i>
2. Letting someone use something you are using is called?	<i>I'm Sorry!</i>
3. When you ask for something you say?	<i>Respect</i>
4. When you receive something you say?	<i>Nice to Meet You!</i>
5. When you receive a gift you send a what?	<i>Thank You!</i>
6. If your parents ask you to do something, you show them what?	<i>Please!</i>
7. If you make someone else upset or sad, you say?	<i>Thank You Card</i>
8. If someone is having a bad day and you see them upset, you ask?	<i>Sharing!</i>
9. When you meet someone you say?	<i>Excuse Me!</i>

2034 NANUKU SANGAM SCHOOL
NEW TERM RE - ALIGNED
WORKSHEET 4-2021

Subject: Hindi Year: 3 Name: _____

Strand लिखना एवं निर्माण करना

Sub strand भाषा की विशेषताएँ एवं नियम

CLO उपयुक्त शब्दों का सही तरह से इस्तमाल करना जैसे
रहा / रही / रहें ।

जैसे की
माँ खाना पका रही है ।
बच्चे खेल रहे हैं ।
रमन दौड़ रहा है ।

सही शब्द चुन कर लिखिये
रहा / रही / रहें

1. रामू खेल _____ है ।
- ट. माँ हलवा पका _____ है ।
- ड. रमन और मदन दौड़ _____ है ।
- ण. नानी कहानी सुना _____ है ।
- थ. कुत्ते भौंक _____ है ।

**2034 NANUKU SANGAM SCHOOL
NEW TERM RE - ALIGNED
WORKSHEET 4-2021**

Subject: Social Science Year: 3 Name: _____


Strand Time, Continuity and change
Sub Strand Continuity and change
CLO Compare the different stages in their lives and talk about how it influences their behavior. Values and how they relate to others.

Lesson notes

1. Cultural values – help us become responsible people.
2. Totems and Artifacts make our culture special.
3. Totems – are sacred objects or symbols that serve as an emblem of a group of people. Such as a family, clan or tribe. The following is a picture of a Totem.



4. Artifacts – are objects made by human beings such as:



Activity List down and draw any 2 types of Artifacts

--	--

2034 NANUKU SANGAM SCHOOL
NEW TERM RE - ALIGNED
WORKSHEET 4-2021

Subject: Elementary Science Year: 3 Name: _____

Strand Matter
Sub Strand Materials
CLO Investigate the physical properties of material and the way these properties affect
 how materials are used.

Lesson notes

Nature of materials are used to describe its properties. For example: what it looks like, feels like, its colour and shape.

1. An object has different properties such as:
 - Colour - strength - texture
 - Smell - hardness - magnetism (ability to attract)
 - Elasticity (object or material to go back to its normal shape after stretching)
 - Malleability (means able to be pressed into shape without breaking or cracking)
 - Flexibility (ability to bend without breaking)

2. Here are some materials that we can look at:

Name of material	Their properties
Plastic	Soft, light, water proof, easily folded and unfolded
Wood	Strong, hard, brown in colour
Glass	Transparent, fragile, hard and brittle
Rubber band	Stretchable
Water	Liquid, tasteless, no smell, colourless

Activity

1. Write down the uses of these materials
 - a) plastic - _____
 - b) wood - _____
 - c) water - _____
 - d) rubber band - _____

2. Draw and colour

Plastic	Wood	Glass	Rubber band	Water
---------	------	-------	-------------	-------

