

WEEKLY HOMESTUDY

PACKAGE # 10

YEAR 4

1076 NADI SANGAM SCHOOL

YEAR 4 WEEKLY HOMESTUDY PACKAGE 10

ENGLISH

| | |
|--|--|
| <u>Strand</u> | Reading and Writing |
| <u>Sub-strand</u> | Comprehension |
| <u>Content Learning Outcome</u> | To read with understanding and comprehend a passage. |

Comprehension

THE LION AND THE MOUSE

One bright and sunny morning, a lion was having a nap under a shady tree. Suddenly, a mouse ran under its nose. It accidentally touched the lion's whiskers. This caused the lion to sneeze and wake up! When the lion saw the mouse, it stepped on its tail.

"Please, Please Mr Lion, don't eat me", pleaded the mouse. The kind lion felt sorry for the little mouse and let it go. "Thank you, Sir", said the mouse and quickly ran away.

Several days later the lion was trapped in a hunter's net. The lion roared loudly. The mouse heard the roar and it came out to investigate. When it saw lion in the net, it quickly bit through the net. Soon the lion was free again. "Thank you, my friend", said the lion.

Questions

1. What was the lion doing?
 - a. It was resting
 - b. It was eating.
 - c. It was having a nap.
 - d. It was looking for food.

2. What caused the lion to wake up?
 - a. It had a bad dream.
 - b. A mouse touched its whiskers
 - c. It ate too much.
 - d. A mouse ran under it.

3. How did the lion catch the mouse?
 - a. The lion stepped on its tail.
 - b. The lion grabbed it.
 - c. The lion bit the mouse.
 - d. The lion held its ear

4. What happened to the lion several days later?
 - a. It fell into a hole.
 - b. A hunter shot it.
 - c. It stepped on a thorn.
 - d. It was caught in a net.


5. How did the mouse free the lion?
 - a. It bit through the net.
 - b. It pulled up the net.
 - c. It opened the net.
 - d. It bit the hunter.

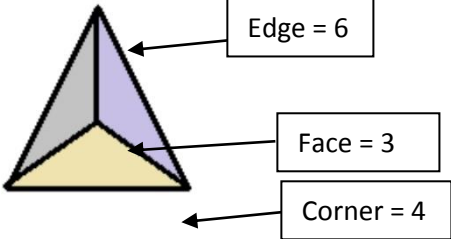
1076 NADI SANGAM SCHOOL WEEKLY HOMESTUDY PACKAGE 10

YEAR 4 SUBJECT: **MATHEMATICS**

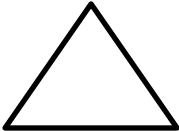
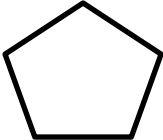
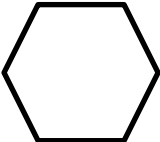
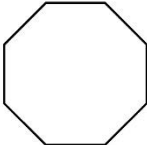
| | |
|---------------------------------|---|
| STRAND | GEOMETRY |
| CONTENT LEARNING OUTCOME | Identify the number of sides and lines of symmetry for each shape |
| TOPIC | Number of sides of polygons |
| RESOURCES | Year 4 Mathematics Text |
| PAGE | 70, 71 |

A. NOTES 2D's and 3D's shapes have different lines, corners and faces. Some examples are given below

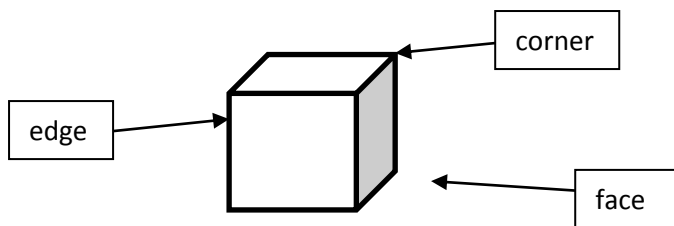
a.  name = square
no. of lines = 4

b. 

ACTIVITY (Label the shapes given below by using the words from the list given below)

| POLYGON | NAME | NO. OF SIDES |
|---|------|--------------|
|  | | |
|  | | |
|  | | |
|  | | |

2. Write the number of edges or lines, faces and corners of the cube.



- a). Edges = _____
 b). Faces = _____
 c). Corners = _____

1076 NADI SANGAM SCHOOL
YEAR 4 ELEMENTARY SCIENCE
HOME STUDY PACKAGE #10

| | |
|--------------------------|------------------------|
| Strand | Earth and Beyond |
| Sub Strand | Our changing Earth |
| Content learning outcome | Relate Weather Pattern |

Notes:

1. Weather is day to day condition of a place.
2. There are two seasons in Fiji's weather.
3. Warm and wet season are from November to April.
4. Cold and dry season are from May to October.



Daku village in Tailevu



Flooding in Nadi

(Source: Lal, 2014)

Activity:

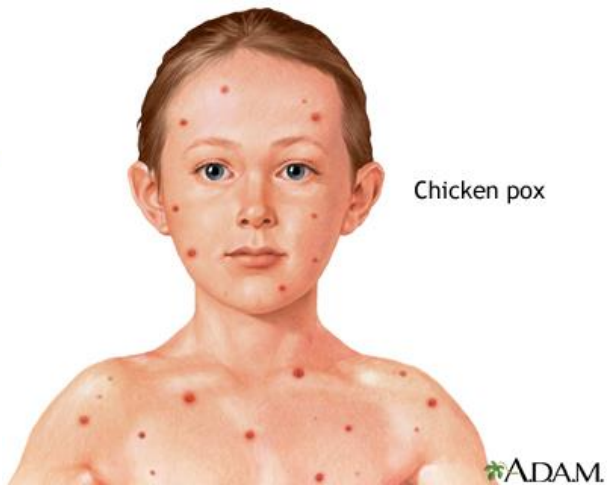
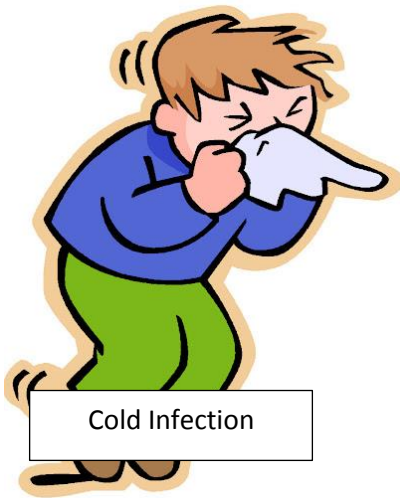
1. Define weather. _____
2. Warm and wet season are from _____ to _____.
3. Cold and dry season are from _____ to _____.
4. How many seasons are there in Fiji?

1076 NADI SANGAM SCHOOL
YEAR 4 HEALTH SCIENCE
HOME STUDY PACKAGE #10

| | |
|--------------------------|----------------------------------|
| Strand | Personal and Community Health |
| Sub Strand | Disease Prevention |
| Content Learning Outcome | Preventing communicable diseases |

Notes:

1. Air borne diseases are spread by air.
2. Chickenpox, Measles, Smallpox and Tuberculosis are air borne diseases.
3. It is spread by living in overcrowded rooms or breathing stale air.
4. To prevent air borne diseases avoid living in overcrowded rooms.



Activity:

1. How is air borne disease spread?

2. Name 2 air borne diseases.

3. How can you prevent Air borne diseases?

1076 NADI SANGAM SCHOOL

WEEKLY HOMESTUDY PACKAGE NO: 10


SUBJECT: SOCIAL STUDIES

YEAR: 4

| | |
|---------------------------------|--|
| Strand | Resources and Economic Activities |
| Sub Strand | Use and management of resources |
| Content learning outcome | Recognize and demonstrate the importance of conserving their resources |

Topic: Water Preservation and Conservation

1. Water is one of the most important things which everyone needs in their life.
2. We use water for drinking, cooking food, bathing, washing and so on.
3. We should never misuse water instead we should save water and use it wisely.



Questions

1. Write down three uses water at home.

2. How can you keep sea, streams and river clean?

3. Write down two ways in which you can save water at home?

4. Why should we save water?

1076 NADI SANGAM SCHOOL
YEAR 4 WEEKLY HOMESTUDY PACKAGE 10

HINDI

| | |
|--|--|
| <u>Strand</u> | Reading and Writing |
| <u>Sub-strand</u> | Comprehension |
| <u>Content Learning Outcome</u> | To read with understanding and comprehend a passage. |

बोधन

गाय और बछड़ा

रमन के चाचा जी गाँव में रहते हैं। वे एक अच्छे किसान हैं। उनके परिवार में तीन ही लोग हैं। रमन के चाचा जी, चाची जी और उनका बेटा अमर।

आज अमर के घर में बड़ी चहल-पहल है। सभी बच्चे आज जल्द जाग गए हैं। आज सुबह लाली ने एक बछड़े को जन्म दिया है। अमर के पिताजी सुबह से ही लाली के पास हैं। उन्होंने लाली को घास दी और एक बाल्टी पानी भी दिया। अमर भी माँ के साथ लाली को देखने गया। सभी बहुत खुश हैं।

नए शब्द

| | | | | |
|-------|-----|------|------|--------|
| किसान | अमर | सुबह | जल्द | बाल्टी |
|-------|-----|------|------|--------|

अभ्यास

1. कौन गाँव में रहते हैं?

2. रमन के चाचा क्या करते थे?

3. उनके परिवार में कितने लोग हैं?

4. अमर किस का बेटा है?

5. अमर के घर पर क्यों चहल-पहल है?

1076 NADI SANGAM SCHOOL WEEKLY HOMESTUDY PACKAGE # 10

YEAR 4

SUBJECT: I TAUKEI

| | |
|--------------------------|--|
| STRAND | <i>NA WILIVOLA KEI NA VAKADIDIGO</i> |
| CONTENT LEARNING OUTCOME | <i>Sauma vakadodonu na taro mai na ka e wiliki</i> |
| TOPIC | <i>Wilivola kei na saumi taro</i> |
| RESOURCES | <i>Na Viti 4</i> |
| PAGE | <i>28 – 30</i> |

LESONI VULICI: Wilika nai talanoa ka sauma na taro

Na Neitou Toro

Eda dau marautaka me dua tiko na noda vuaka, ia e dau ka taleitaki sara vakalevu ke dua tiko na noda geti. Na nodrai tikotiko vakarautaki na vuaka e vakatokai na toro. Na toro e dau viri na kena bai. E dau tekiteki na kau ka vakolokolo me tarova na nodra bote na vuaka. E dau tara talega e dua na nodrai vakaruru e na gauna ni tau ni uca. Na vuaka susu e vuaka manoa, ia e vuaka kila na vuaka ni veikau. Era dau taleitaka na vuaka na boroboro ena soso, vakauasivi sara na vanua drolo ena gauna ni katakata. E yaga vakalevu na vuaka ka ni ra dau kania na benu me savasava kina na nodai tikotiko. Ia eso era dau kania na vuaka ka dau vakayagataki talega mei coi ni magiti vakaturaga. E tukuni ni tini na vuaka sa dua na rara.

VOSA ME NANUMI

- a) geti – luve ni vuaka
- b) bote – basuka na kena bai ka dro ki tautuba
- c) toro – na bai ni vuaka
- d) drolo – vanua soso vakalevu
- e) 10 na vuaka – dua na rara

CAKACAKA

Vakacuruma na vosa e ganita na vanua ka lala koto era. Digitaka e dua na vosa mai na kato ni vosa ka koto era.

1. Na _____ sai koya na vanua era dau maroroi kina na vuaka.
2. E ra dau taleitaka na vuaka na boroboro ena vanua _____
3. E tukuni ni tini na vuaka sa dua na _____
4. E manumanu yaga na vuaka ka ni ra dau kania na noda _____
5. E dau vakayagataki tale ga mei _____ ni magiti vakaturaga.

| | | | | |
|-------------|------------|-------------|-------------|--------------|
| <i>rara</i> | <i>coi</i> | <i>toro</i> | <i>benu</i> | <i>drolo</i> |
|-------------|------------|-------------|-------------|--------------|