

**2034 NANUKU SANGAM SCHOOL
NEW TERM RE-ALIGNED
WORKSHEET 3**

Subject: Mathematics

Year: 4

Name: _____



Strand: Numbers

Sub Strand: Decimals

Strand Outcome: Demonstrate and use addition and subtraction of ones and tenths.

ADDING & SUBTRACTING DECIMALS

1. Line up decimals and fill in any empty places with zeros.
2. Add or Subtract digits in the same place value position.
3. Bring decimal straight down into the answer.

$$\begin{array}{r} 45.10 \\ + 04.34 \\ \hline 49.44 \end{array}$$

Subtraction of Decimal Fractions

The rules of subtracting decimal numbers are:

©math-only-math.com ©math-only-math.com

(i) Write the digits of the given numbers one below the other such that the decimal points are in the same vertical line.

©math-only-math.com ©math-only-math.com

(ii) Subtract as we subtract whole numbers.

©math-only-math.com ©math-only-math.com

| | |
|--|---|
| <p style="text-align: center; color: #ff0000;">1. Subtract 8.93 from 13.94.</p> <div style="border: 1px solid #0000ff; padding: 5px; margin: 5px auto; width: 80%;"> <p style="text-align: center;">©math-only-math.com</p> $\begin{array}{r} 13.94 \\ - 8.93 \\ \hline 5.01 \end{array}$ </div> | <p style="text-align: center; color: #ff0000;">2. Subtract 6.156 from 8.8.</p> <div style="border: 1px solid #0000ff; padding: 5px; margin: 5px auto; width: 80%;"> <p style="text-align: center;">©math-only-math.com</p> $\begin{array}{r} 8.800 \\ - 6.156 \\ \hline 2.644 \end{array}$ </div> |
|--|---|

Activity- complete the following

Addition of whole numbers and decimals

| | | |
|--|--|--|
| $\begin{array}{r} 5.54 \\ + 4.30 \\ \hline 9.84 \end{array}$ | $\begin{array}{r} 12.09 \\ + 8.48 \\ \hline 20.57 \end{array}$ | $\begin{array}{r} 33.41 \\ + 11.97 \\ \hline 45.38 \end{array}$ |
| $\begin{array}{r} 73.05 \\ + 41.29 \\ \hline 114.34 \end{array}$ | $\begin{array}{r} 50.99 \\ + 82.25 \\ \hline 133.24 \end{array}$ | $\begin{array}{r} 50.01 \\ + 39.39 \\ \hline 89.40 \end{array}$ |
| $\begin{array}{r} 61.94 \\ + 24.91 \\ \hline 86.85 \end{array}$ | $\begin{array}{r} 45.10 \\ + 87.63 \\ \hline 132.73 \end{array}$ | $\begin{array}{r} 43.36 \\ + 91.03 \\ \hline 134.39 \end{array}$ |

NANUKU SANGAM SCHOOL
NEW TERM RE-ALIGNED
WORKSHEET 3

Subject: Veika Vaka-viti

Year: 4

Name: _____

| | |
|---------------------------------|---|
| STRAND | Volavola kei na Bulibuli |
| Sub- Strand | Lawa ni Vosa |
| Content Learning outcome | Vakayagataki na vakadidigo kei na lawa ni vosa dodonu ena buli iyatuvosa. |

Cakacaka Lavaki:

a) Veisautaka na i yatuvosa ki na i wiliwili ka vinakati.

1. Kauta mai na gone. (3)

Kauti ratou mai na gone.

2. Oqo na kena. (3)

Oqo na kedratou.

3. Biuta vinaka na kau oqori. (lewe levu)

Biuti ira vinaka na kau qori.

4. Keimami sa oca na waraki ratou. (2)

Keirau sa oca na waraki rau.

5. Vakaraitaka vei rau na nomu waqa vou. (1)

Vakaraitaka vei koya na nomu waqa vou.

b) Vakamacalataki iko.

1. Yacamu- _____

2. Nomu Koro- _____.

3. Mataqali- _____.

4. Tokatoka- _____.

5. Yavusa- _____.

6. Tikina- _____.

7. Yasana- _____.

8. Tutu Vakavanua- _____.

**2034 NANUKU SANGAM SCHOOL
NEW TERM RE - ALIGNED
WORKSHEET 3 SOLUTION -2021**

Subject: Healthy Living

Year: 4

Name: _____

Strand Building Healthy Relationships
Sub Strand Relationships
CLO Adhere rules and authority

Respecting others

1. Respect includes taking someone’s feelings, needs, thoughts, ideas, and wishes into consideration.
2. Respect can be shown through behavior and it can also be felt.

Here are some ways to show respect

1. Asking others “How would you feel if...” before making a decision which affects them.
2. Happily make changes to accommodate their feelings, desires and needs.
3. Not interrupting them.
4. Asking and allowing feedback. Trying to understand their beliefs, values and needs.
5. Giving them the opportunity to solve their own problems without underestimating them.
6. Avoid telling them what to do.
7. Avoid telling them what they ‘need’ to or ‘should do’.

Questions

1. Why is respect important?

Receiving respect from others is important because it helps us to feel safe and to express ourselves.

2. List down two ways you can show respect to your parents?

Consider their point of view.
Don’t bring up bad memories
Listen to them and do not interrupt them.

3. What can happen if you don’t respect others?

Can have conflicts
Can lose their self – respect and their importance.

4. How can you show respect to people with disabilities?

Make eye contact, never avoid someone with a disability.
Talk to them politely.
Listen to them.

2034 NANUKU SANGAM SCHOOL
NEW TERM RE - ALIGNED
WORKSHEET 3 SOLUTION -2021

Subject: Hindi

Year: 3

Name: _____

Strand पढ़ना एवं लिखना

Sub strand भाषा की विशेषताएँ एवं नियम

CLO किसी एक छोटी सी कहानी को पढ़ कर उसे समझना तथा उस पर आधारित प्रश्नों का सही उत्तर जानना ।

दो बिल्लियाँ

किसी गाँव में दो बिल्लियाँ रहती थीं। एक का नाम था रानी और दूसरी का नाम था बानी। दोनों एक दूसरे के साथ बड़े प्यार से रहते थे।

इन प्रश्नों का सही उत्तर लिखिये।

1 इस कहानी में कितने बिल्लियाँ थीं ?

क. दो ख. तीन

2. एक का नाम था रानी और दूसरी का _____।

क. बानी ख. बानी

3. दोनों बिल्लियाँ कहाँ रहती थीं।

क. गाँव में ख. शहर में

4. बिल्लियाँ शब्द का एक वचन शब्द लिखिये ?

बिल्ली

**2034 NANUKU SANGAM SCHOOL
NEW TERM RE - ALIGNED
WORKSHEET 3 SOLUTION -2021**

Subject: Social Science **Year: 4** **Name: _____**

Strand Time, Continuity and Change
Sub Strand Continuity and Change
CLO Compare and contrast new developments that have taken place in the community over the last decade

Continuity

Time changes but something still remain the same or keep occurring.

List 1 Examples

- People still need to eat, rest and sleep
- People still work
- People still live with their families
- People still keep friends
- People still plant crops and vegetables to feed their families

Change

Time changes and something also change.

List 2 Examples

- Use of internet to get information instead of reading books
- Travelling in modern vehicles and buses
- Buildings have become more modern – higher and bigger
- New subjects are introduced at school
- New roads and bridges are built to make transportation much easier.
- More communities have electricity and roads

Activity


1. Add two more things to list 1

People still do shopping
People still following culture and religion
People use mother tongue

2. Add two more things to list 2

The dressing style become modern.
The life style of living also changed
Modern furniture in the house.

3. Draw your community.



**2034 NANUKU SANGAM SCHOOL
NEW TERM RE - ALIGNED
WORKSHEET 3 SOLUTION -2021**

Subject: Elementary Science

Year: 4

Name: _____

Strand Matter
Sub Strand Investigating Matter
CLO Explain matter, the different states and the properties

What is matter?

Matter is anything that takes up space and has mass. Mass is the amount of materials in a substance. Matter is everything we can think of and are things around us. Matter is made up of tiny pieces of particles stuck together. Example pencil. Book, house, water, wood, table, bottle, bird, spider.

Different states of matter.

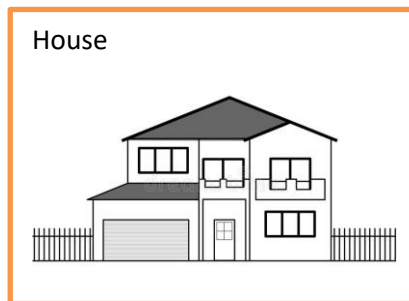
Solid - definite shape

Liquid - takes the shape of container. No fixed shape.

Gas - has no fixed shape and can be easily compressed (squeezed)
Can move freely
Particle are far apart


Activity 1

1. Give 2 example of matter and draw




2. Draw 3 states of matter

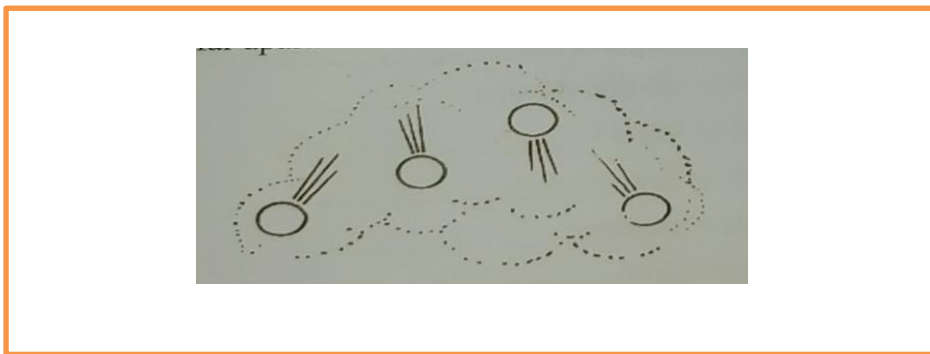
Solid state



Liquid state



Gas state



3. What is matter?

Matter is anything that takes up space and has mass.

4. Tell whether each is a solid, liquid or gas

- | | | | | | |
|----|----------|--------------|----|---------|---------------|
| a) | oxygen - | gas | b) | oil - | liquid |
| c) | salt - | solid | d) | fish - | solid |
| e) | sand - | solid | f) | table - | solid |