

**1076 NADI SANGAM SCHOOL**

**YEAR 6**

**HOME STUDY PACKAGE 11**

**ENGLISH SOLUTION**

<b>Strand</b>	Reading and viewing
<b>Sub Strand</b>	Language learning process and strategies
<b>Content Learning Outcome</b>	Explore and use a range of strategies most valuable in understanding a text.

**Genre: Explanation**

- It describes how something works.
- They are used in arts and sciences. They are written to add to our knowledge. Some examples are: recipes, instruction manuals and science books.

**Using Recipes: Important Words**

- Topic- the title of the recipe.
- Ingredients- items needed.
- Method- step by step procedure.

**Activity 1: Recipe**

Use the recipe given below to answer the questions that follow.

**Recipe for Homemade Cake**

**Ingredients**

- 3 cup all-purpose flour
- 4 eggs
- 2 teaspoon baking soda
- 2 teaspoon vanilla essence
- 1 ½ cup powdered sugar
- 1 cup butter
- 1 cup liquid milk

**Method**

1. Add butter, sugar, vanilla essence, milk and eggs in a mixing bowl.
2. Whisk well until light and fluffy.
3. Add flour and baking soda. Mix properly.
4. Pour the mixture in a cake tin.
5. Bake in the oven for 30 minutes at 180 degrees.
6. Cool and serve



## **Questions**

1. What is the title of the recipe?

**Recipe for Homemade Cake**

2. How many eggs will you need?

**4 Eggs**

3. How long will you whisk?

**Whisk well until the mixture is light and fluffy.**

4. Which spoon will you use to measure baking soda?

**teaspoon**

5. How much time will be needed for the cake to bake?

**30 minutes**

6. Write the recipe for making lemon juice.

(Include ingredients and method.)

### **• Recipe for Lemon Juice**

#### **Ingredients**

- 6 large lemons
- 2 cups sugar
- 1 liter of water

#### **Method**

- In a bowl add sugar and water and mix.
- Cut the lemons into halves and squeeze lemon juice.
- Mix all the ingredients until sugar is dissolved
- Strain and serve.

1076 NADI SANGAM SCHOOL

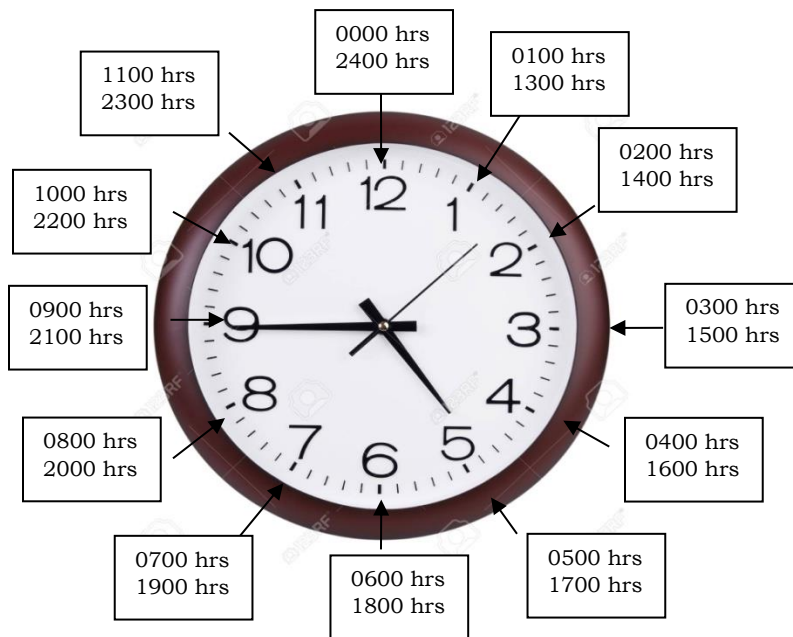
YEAR 6

HOME STUDY PACKAGE 11

MATHS SOLUTION

<b>STRAND</b>	Measurement
<b>SUB – STRAND</b>	Time
<b>LEARNING OUTCOME</b>	Solve problems relating to 12- and 24-hour times and determine the length of time spent in an activity.

**The 24-hour Time**



**Note:**

- When using the 24-hour clock, we no longer need to write a.m. or p.m.
- 24-hour time is always written in 4 digits.

1. Converting 12-hour time to 24 hours:


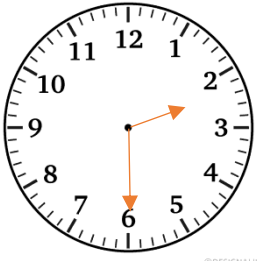

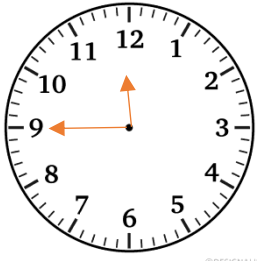
a.m. time	p.m. time
- Remove the dots.	- Remove the dot and add zero to make it 4 digits if its 3.
- If 3 digits, add a zero in front to make it 4 digits.	- Add 1200 hrs. to it.
- E.g.: 6.00am = 0600 hrs.	- e.g.: 5.30pm = 0530 + 1200 = 1730 hrs.

2. Converting 24 hrs. to 12 hrs.:

- 0100hrs to 1200hrs
  - Put dot after the second digit and remove zero if it is the first digit.
  - Remove hrs. and put a.m. (1200 hrs. will be p.m.)
  
- 1300 hrs. to 2400 hrs.
  - subtract 1200hrs
  - put dot after the second digit, remove hrs. and put p.m.

**Activity 3:**

Complete the table given below

<b>Analogue</b>				
<b>24-hour time</b>	<b>0830 hours</b>	1430 hrs.	<b>2000 hours</b>	<b>2345 hours</b>
<b>a.m./ p.m.</b>		<b>2.30 p.m.</b>		
<b>Digital time</b>	8. 30 a.m.		_____ <b>8.00</b> _p.m.	11. 45 p.m.

**Activity 4:**

Write the following 24-hour time in 12 hours.

- a). 1230 hrs. – **12.30 p.m.**                      b). 2245 hrs. – **10.45 p.m.**  
 c). 1710 hrs. – **5.10 p.m.**                         d). 0910 hrs. – **9.10 a.m.**

1076 NADI SANGAM SCHOOL

YEAR 6

HOME STUDY PACKAGE 11

HINDI SOLUTION

**क्रिया**

- जिस शब्द अथवा शब्द समूह के द्वारा कार्य के होने अथवा किये जाने का बोध हो क्रिया कहते हैं।
- जैसे :
  - सीता नाच रही है।
  - बच्चा दूध पी रहा है।
  - सुरेश कॉलेज जा रहा है।
- इनमें 'नाच रही है', 'पी रहा है', 'जा रहा है' शब्दों से कार्य – व्यापार का बोध हो रहा है। इन सभी शब्दों से किसी कार्य के करने अथवा होने का बोध हो रहा है।
- अतः ये क्रियाये हैं।
- व्यकरण में क्रिया एक विकारी शब्द है।

**अभ्यास**

क्रिया शब्द को रेखांकित करो।

१. राहुल गेंद **खेल रहा है**।
२. माँ खाना **बना रही है**।
३. घोड़ा **दौड़ रहा है**।
४. बारिश **गिर रही है**।
५. हाथी रास्ते से **जा रहा है**।
६. रिया पढ़ाई **कर रही है**।
७. दादी गुड़िया को खाना **खिला रही है**।

**ख. भाषा अभ्यास**

**वर्तनी**

नीचे दिए गए शब्दों के वर्तनी (spelling) गलत है, इन्हें सुधार कर लिखिए

१. कीताब – **किताब**
२. शाबद – **शब्द**
३. अचछा – **अच्छा**
४. सम्य – **समय**
५. अपणा – **अपना**
६. घमांड – **घमंड**

७. फिजी – फीजी
८. लडकी -लड़की
९. पूस्तक – पुस्तक
१०. पाटशाला – पाठशाला

**1076 NADI SANGAM SCHOOL**

**YEAR 6**

**HOME STUDY PACKAGE 11**

**HEALTHY LIVING-SOLUTION**

<b>Strand</b>	Safety
<b>Sub – Strand</b>	Preparing Food In A Healthy Way
<b>Learning Outcome</b>	Identify ways to prepare food in a Healthy way.

**Activity**

1. Identify the health risks if we do not wash our hands before preparing our meals.

**Germ and bacteria from hands can spread on food and can cause illness.**

2. Why is it important to wash fruits and vegetables before eating or cooking?

**To take away germs and chemicals present on the fruits and vegetables.**

3. What are some benefits of planting fruit trees?

**-Fruit trees provide nutritious fruits to eat**

**-They add colour to your meal and saves money.**

4.

**Twinkle, twinkle little star,  
Look how clean my two hands are,  
Soap and water, wash and scrub,  
Get those germs off rub-a-dub,  
Twinkle, twinkle little star,  
Look how clean my two hands are.**

**Anonymous**

- Why do you need to wash your hands? **To get rid of germs and protect yourself from getting sick.**
- How should you wash your hands? **Scrub your hands with soap and water using the five steps: WET, LATHER, SCRUB, and RINSE AND DRY.**

**1076 NADI SANGAM SCHOOL**

**YEAR 6**

**HOME STUDY PACKAGE 11**

**SOCIAL STUDIES-SOLUTION**

STRAND 3	Place and Environment
SUB- STRAND	People and Work
LEARNING OUTCOME	Explain the way people behave in work place and how they value their work.

---

**Activity**

1. Define:

- a) Paid Work-**is when people get wages or salaries after doing the job**
- b) Unpaid Work-**carrying out jobs without the exchange of money**

2. Explain what is Permanent Work?

**Employed for the long time under salary system.**

---

3. Identify 5 paid work that people in your family or community do.

**Teachers, Doctors, Salesman, School Handyman, Nurse, Taxi Drivers, etc.**

4. Give two examples of:

- a) Permanent Work-**Teachers, Doctors, Nurse, Policeman**
- b) Temporary Work-**Sugarcane cutters, School Handyman, Drivers**
- c) Casual Work-**Construction workers, House girl**

5. If you are a paid worker, what are some of the important behaviour that you should

Practice?

- Learn to cooperate and follow work procedures**
  - **Be on time**
  - **Show respect and teamwork**
-



**1076 NADI SANGAM SCHOOL**

**YEAR 6**

**HOME STUDY PACKAGE 11**

**ELEMENTARY SCIENCE-SOLUTION**

<b>Strand</b>	Energy
<b>Sub – Strand</b>	Energy sources and transfer
<b>Learning Outcome</b>	Investigate how the series circuit works

**ACTIVITY**

1. How are the components connected in series circuit?

Components are connected end to end.

2. State one disadvantage of a series circuit.

If one components fail and there is a loop in a circuit the rest of the bulbs will not light.

3. Explain Closed Circuit and Open Circuit.

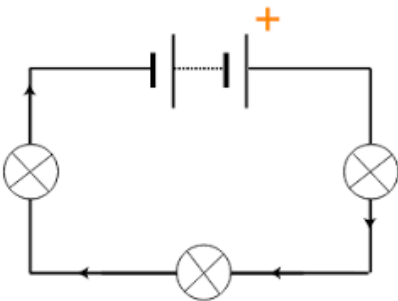
Closed Circuit-there is a complete pathway for the electricity to flow

Open Circuit-there is a break in the pathway for electricity to flow.

4. What is an example of a series circuit in everyday life?

Water heater, Lamps, Freezers and Refrigerators.

5. Use the circuit symbols to draw the series circuit below.



**1076 Nadi Sangam School**

**Year 6 Na Vosa VakaViti**

**WHSP 11 Solution**

**Na vola italanoa**

**1. Na veimataqali gaunisala e dau qolivi kina na ika**

**Ituvatuva:**

**ikau (introduction):**

- Vakamacalataka vakalekaleka na iulutaga.
- Vola e vica na iwalewale ni kena qolivi ni ika.

**Lewena (body):**

- Vakamacalataka yadudua na veiwalewale ko sa cavuta oti mai cake.
- Rawa ni ko vola talega na kena ko dau taleitaka kei na vuna.

**Itinitini (conclusion):**

- Tukuna na kalougata kei na sautu ni noda vanua e na vuqa na iwalewale ni qoli e da kila me da rawa ika kina.

**2. Na vakacakau**

**Ituvatuva:**

**Ikau (introduction):**

- Vakamacalataka vakalekaleka na iulutaga.
- E rawa ni tukuna o cei era dau vakaitavi ena vakacakau.

**Lewena (body):**

- Vola na gauna vinaka e dau vakayacori kina na vakacakau.
- Na vanua e dau vakayacori kina.
- Na veika e dau rawati kina.
- Na kena icakacaka se isaqasaqa na veika e rawati mai.

**Itinitini (conclusion):**

- Vakaraitaka na vinaka ni vakacakau se
- So na dredre e dau sotavi

### **3. Na noda iqoliqoli**

**Ituvatuva:**

**Ikau (introduction):**

- Tukuna ni qo e dua na noda iyau bula na kawa iTaukei.
- Vakamacalataka vakalekaleka na iulutaga se cava na iqoliqoli.

**Lewena (Body):**

- Vakamacalataka na duidui ni iqoliqoli e loma ni vanua kei na kena e baravi.
- E rawa ni o tukuna na veika e sautu kina na noda iqoliqoli e na vanua duidui e rua qori.

**Itinitini (Conclusion):**

- Vola na vinaka kei na kalougata ni vaka iqoliqoli.