

2036 Penang Sangam Primary School

Year 1

English- Worksheet 17

Strand	Reading and Writing
Sub- strand	1. Reading 2. Writing
Content Learning Outcome	1. To be able to read simple words and write the present continuous tenses of the verbs given. 2. To be able to understand what present and present continuous tenses are.

Lesson Notes

Verbs exist in different tenses. Most of the time they are in **present tense**.

Present tense is a tense expressing an action that is currently going on or habitually performed, or a state that currently or generally exists.

Another tense is the **present continuous tense**, the present continuous verb tense indicates that **an action or condition is happening now, frequently, and may continue into the future**. We usually use –ing at the end of the verbs to write the present continuous tense.

Examples:



Rule 1: With most words we just add –ing at the end. Add- <u>adding</u> Mix- <u>mixing</u> Jump- <u>jumping</u>	Rule 2: Words ending with “e”, remove the “e” and add –ing. Smile- <u>smiling</u> Write- <u>writing</u> Like- <u>liking</u>	Some words repeat the last consonant before –ing is added (mostly ones ending with “n” and “p”) Run- <u>running</u> (n is repeated) Shop- <u>shopping</u> (p is repeated) Hop- <u>hopping</u> (p is repeated)
---	---	--

Activity - Write the present continuous tenses of the verbs given.







1. go - _____
2. walk - _____
3. say - _____
4. play - _____
5. talk - _____
6. laugh - _____
7. dance - _____
8. come - _____
9. hike - _____
10. run - _____
11. stop - _____
12. mop - _____
13. pin - _____
14. win - _____

Strand	Measurement
Sub- strand	Length
Content Learning Outcome	Children should be able to use the words tall/ taller and short/ shorter to tell height of things and heavy or light to tell the weight of things.


Lesson Notes- height and weight.

Height	Weight
Height means how tall or short something is.	Weight means how heavy or light something is.
Example: tall  short	Example: light  heavy







Activity 1- Height- For each set write tall or short.





Activity 2- Height- Draw a tree taller than the one given.

	
---	--

Activity 3- Weight- For each set write heavy or light.

Activity 4- Weight- Cross (X) the ones that are light and tick (✓) the ones that are heavy.

			
---	---	---	---

2036 PENANG SANGAM PRIMARY SCHOOL

Year: 1
Healthy Living
Worksheet 17




Strand	Healthy Living
Sub-Strand	Perceptual motor development
Content Learning Outcome	Children should be able to name some people we can trust in times of need.

Lesson Notes

Theme: Fiji Day

Topic: People We Trust (Doctors, Fireman and Teachers)

1. Some people who help us are doctors, fireman and teachers.
2. Doctors help us when we are sick.
3. Fireman help us to put out big fire.
4. Teachers teach us.

		
Doctor	Fireman	Teacher

Activity: Match them correctly.



•

• Fireman



•

• Teacher



•

• Doctor







2036 Penang Sangam Primary School

Year 1

Hindi- Worksheet 17

Strand	Reading and Writing
Sub- strand	1. Reading 2. Writing
Content Learning Outcome	1. To be able to read and write simple words. 2. To be able to recognize number symbols for number ५ to १०, know the number name and count and write ५ to १०

Lesson Notes- नम्बर ५- १० ।

नम्बर	नम्बर के नाम	कितने हुए ?
५	पाँच	
६	छः	
७	सात	
८	आठ	
९	नौ	
१०	दस	






कार्य एक- नम्बरों को देख कर लिखिए । (Copy and Write)

५									
६									
७									
८									
९									
१०									

कार्य दो- नम्बर के नामों को लिख कर सीखिए ।

पाँच	छः	सात	आठ	नौ	दस
-----	-----	-----	-----	-----	-----
-----	-----	-----	-----	-----	-----
-----	-----	-----	-----	-----	-----

कार्य तीन- गिन कर नम्बर लिखिए ।

2036 PENANG SANGAM PRIMARY SCHOOL

Year: 1
Social Studies
Worksheet 17


Strand	Myself and Others
Sub-Strand	Relationships and Emotions
Content Learning Outcome	Children should be able to name our Prime Minister.

Lesson Notes

Theme: Fiji Day

TOPIC: The Prime Minister

1. Our Prime Minister is Honourable Josaia Voreqe Bainimarama.
2. The Prime Minister looks after our country.
3. PM means Prime Minister.
4. Honourable Josaia Voreqe Bainimarama is our Prime Minister from 2007.
5. He is our PM from past 14 years.
6. The PM is chosen by the President of the country.



Activity: Answer these questions.

1. Who is the Prime Minister of Fiji? _____
2. The Prime Minister looks after our _____.
3. PM means _____.
4. Honourable Josaia Voreqe Bainimarama is our PM from _____.

2036 PENANG SANGAM PRIMARY SCHOOL
YEAR 1
VOSA VAKAVITI
WORKSHEET 17

Strand: Na Veika Vakaviti






Sub Strand: Na Rorogo

CLO: Ni na oti na nodra cakacaka era sa na kila na cavuqaqataka na rorogo "Pp".

Me ra cavuqaqataka na rorogo "Pp" me ra qai cakava na cakacaka e lavaki.

pa	pe	pi	po	pu
----	----	----	----	----

Cakacaka Lavaki: Vakaotia na yatuvosa.

	<p>Oqo na polo.</p>
	<hr style="width: 80%; margin: 0 auto;"/>
	<hr style="width: 80%; margin: 0 auto;"/>
	<hr style="width: 80%; margin: 0 auto;"/>
	<hr style="width: 80%; margin: 0 auto;"/>

Strand	Living things and the environment.
Sub-Strand	Observation, exploration and investigation
Content Learning Outcome	Children should be able to explain climate change in their own words.

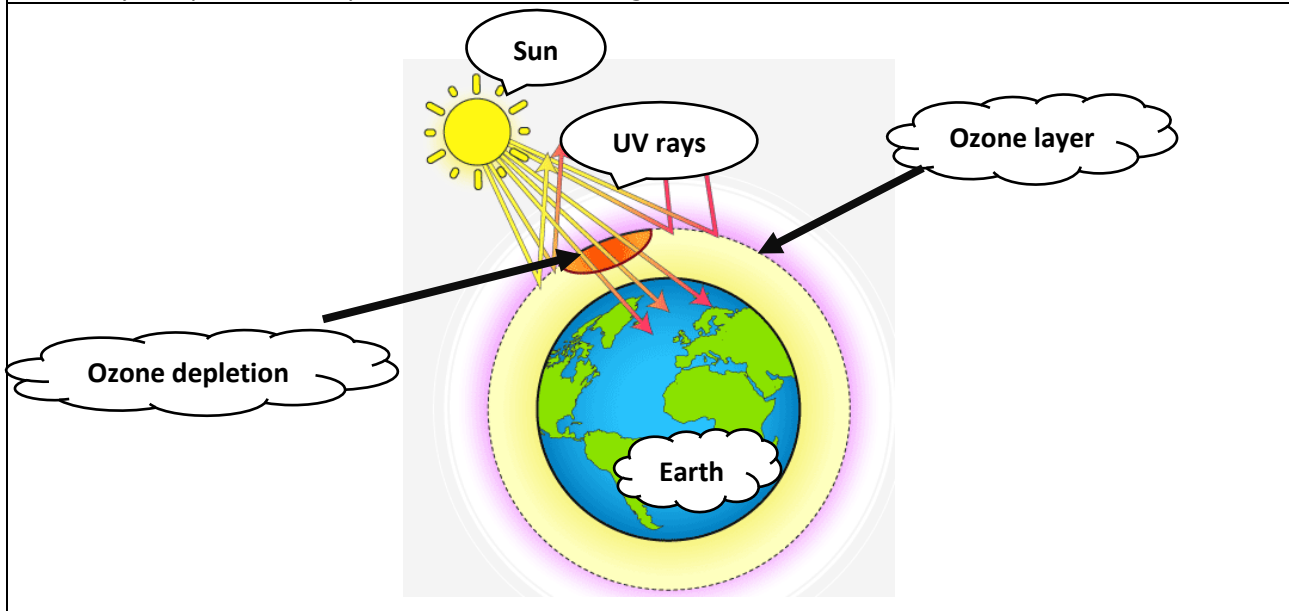
Lesson Notes

Theme: Fiji Day

Topic: Climate Change

1. Climate change is a change in the pattern of weather.
2. Ozone layer protects the earth.
3. Ozone layer depletion is the damage of the ozone layer.
4. Ozone layer gets damaged when harmful chemicals in the atmosphere come in contact with ozone.
5. Damage to ozone layer causes direct heat to reach earth's surface and cause melting of ice in North and South poles hence rising in the sea level.

• Study this picture to help understand the notes given above.



Activity: Label the diagram given below after studying the above diagram.

