

**2034 NANUKU SANGAM SCHOOL  
NEW TERM RE-ALIGNED  
WORKSHEET 15 – 2021**

**Subject: Language, Literacy and Communication (English) Year: 1 Name: \_\_\_\_\_**

<b>Strand</b>	Reading and Writing
<b>Sub Strand</b>	Reading
<b>Content Learning Outcome</b>	To be able to understand the phonics "ee" and read simple sentences correctly.

**Lesson Notes**


Sound "ee"



**Activity 1**

Fill in the blanks.


1. This is a \_\_\_\_\_.



2. This is a \_\_\_\_\_.



3. This is a \_\_\_\_\_.



4. This is a \_\_\_\_\_.



tree  
queen  
jeep  
sheep





**2034 NANUKU SANGAM SCHOOL  
NEW TERM RE-ALIGNED  
WORKSHEET 15 - 2021**

**Subject: Learning to Know (Maths)      Year: 1      Name: \_\_\_\_\_**

Strand	Early Mathematics
Sub Strand	Shapes and Space
Content Learning Outcome	To be able to tell the right direction of the movements.

**Lesson Notes**

- Directions shows the way.

 Left	 Right
 Up	 Down

**Activity 1**

Match the directions to its words.



Right



Left



Up



Down

NANUKU SANGAM SCHOOL

NEW TERM RE-ALIGNED

WORKSHEET 15- 2021

NAME: \_\_\_\_\_

YEAR / LEVEL: 1

SUBJECT: I-TAUKEI

TOTAL MARKS: 20

**WASEWASE A: NA VEIKA VAKAVITI ( 5 na maka )**

**WIRINA NA A SE B ME NOMU ISAU NI TARO:**

1. E dau koko na .....  
A. Namu  
B. Toa
2. Ko cei vei rau na yaca e tiko era e tiko kina na rorogo na " i "  
A. ika  
B. ose
3. E bula e loma ni qele na .....  
A. Koli  
B. Bacaniqeke
4. Na rorogo cava e lutu : sa se ..... so su  
A. si  
B. se
5. Na ..... e dau tevu e loma ni vale.  
A. icoco  
B. **meteresi**

**WASEWASE B : VOLA IO SE SEGA ( 5 na maka )**

1. Na namu e dau gi .....
2. E vakaotia na kusima na ika.....
3. Na vuaka e dau vuka. ....
4. Na kalokalo e dau cila e na siga. ....
5. E ka yaga na iteitei .....

**WASEWASE C: VEISATAKA NA ROROGO KEI NA VOSA E TEKIVU KINA ( 5 na maka )**

A	B
1. se	➤ vale
2. bo	➤ senikau
3. va	➤ cula
4. li	➤ boto
5. cu	➤ lima

**WASEWASE D: VAKALEWENA NA ROROGO E LUTU ( 5 na maka )**

a	e		o	u
ra		ri	ro	ru
ma	me	mi		mu
ka	ke	ki	ko	
ja		ji	jo	ju

**2034 NANUKU SANGAM SCHOOL  
NEW TERM RE-ALIGNED  
WORKSHEET 15 – 2021**

**Subject: Living and Learning Together    Year: 1    Name: \_\_\_\_\_**

<b>Strand</b>	Culture and Diversity
<b>Sub Strand</b>	Respect for Diversity
<b>Content Learning Outcome</b>	To be able to colour the Fiji flag accordingly.

New Words

Fiji            flag            blue            red            white            yellow            green


Lesson Notes

- We celebrate Fiji day together.
- We celebrate Fiji day on 10<sup>th</sup> October every year.
- People living in Fiji are known as Fijians.
- The colour of Fiji flag is blue, red, white, yellow and green.

**Activity 1**

**Colour the Fiji Flag.**

**Fiji Flag**



**2034 NANUKU SANGAM SCHOOL  
NEW TERM RE- ALIGNED  
WORKSHEET 15 - 2021**

**Subject: Physical Development, Health and Well Being      Year: 1 Name: \_\_\_\_\_**

<b>Strand</b>	Safety
<b>Sub Strand</b>	Personal Hygiene and Sanitation
<b>Content Learning Outcome</b>	To be able understand what are the functions of the different parts of the body.











**New Words**

Eyes                      ear                      hand                      nose                      mouth

**Lesson Notes**






- We use eyes to see things/ watching things.
- We use nose for smelling.
- We use mouth for eating.
- We use hands for writing, drawings, colouring and holding.
- We use ears for hearing.

**Parts of the Body and its functions.**

 Eyes	 Hands	 Mouth	 Nose	 Ear
 Watching/See things	 Drawing	 Eating	 Smelling	 Listening/ hearing

**Activity 1**

Match each body part with the correct activities.

Ears		
Nose		
Eyes		
Hands		
Mouth		

**2034 NANUKU SANGAM SCHOOL  
NEW TERM RE-ALIGNED  
WORKSHEET 15 - 2021**

**Subject: Learning to Know (E/S)      Year: 1      Name: \_\_\_\_\_**







<b>Strand</b>	Energy and Beyond
<b>Sub Strand</b>	Our Changing Earth
<b>Content Learning Outcome</b>	<ul style="list-style-type: none"> <li>To be able to understand name the equipment's used during a fire.</li> </ul>

New Words

Boots                  Gloves                  Fire extinguisher                  helmet                  coat                  pants







Lesson Notes

Items used and worn by the fireman to stop fire.

		
Gloves	Boots	Helmet
		
Fire Extinguisher	Coat	Pants

**Activity 1**

Match the pictures with its correct names.

	Pants	
	Helmet	
	Gloves	
	Fire Extinguisher	
	Boots	
	Coat	

**2034 NANUKU SANGAM SCHOOL  
NEW TERM RE-ALIGNED  
WORKSHEET 15 – 2021**

**Subject: Language, Literacy and Communication (Hindi) Year: 1 Name: \_\_\_\_\_**

Strand	बाली, पदों और लिखें ।
Sub Strand	पदों और लिखें ।
Content Learning Outcome	पढ़ें, समझें और सवाल का जवाब लिखें ।

**Lesson Notes**

सिखें ।

बुढ़िया  
उ की मात्रा ।

क + उ = कु

स + उ = सु

गुड़िया

पुल







कुर्सी

साबुन

तुलसी

ख + उ = खु

श + उ = शु

					
बुढ़िया	गुड़िया	पुल	कुर्सी	साबुन	तुलसी

**अभ्यास**

जोड़ कर लिखें ।

द + उ = \_\_\_\_\_

ह + उ = \_\_\_\_\_

ग + उ = \_\_\_\_\_

ल + उ = \_\_\_\_\_

च + उ = \_\_\_\_\_

प + उ = \_\_\_\_\_





**अभ्यास**

सीखें और लिखें ।

साबुन			
तुलसी			
कुर्सी			
पुल			

**अभ्यास**

इन्हें मिलाएँ ।

	कुर्सी	
	गुड़िया	
	बुढ़िया	
	पुल	