

**2034 NANUKU SANGAM SCHOOL  
NEW TERM RE-ALIGNED  
WORKSHEET 12 -2021**

**Subject: Language, Literacy and Communication (English) Year: 1 Name: \_\_\_\_\_**

<b>Strand</b>	Reading and Writing
<b>Sub Strand</b>	Reading and Writing
<b>Content Learning Outcome</b>	To be able to understand what are verbs and complete the activity given.

**Lesson Notes**

**Verbs**

- Verbs are doing words.
- Action words.

**Example of Verbs.**

Play    Jump    Sit    Hop    Cook    Dig    Read    Write    Talk    Draw

Climb    Pour    Come    Ride    Dance    Sleep    Eat    Laugh    Crawl    Swing


Skip    Run    Drink    Paint    Go    Colour    Make    Slide    Brush    Kick

**Activity 1**

Write the correct verb for the pictures given.

**Eat                          skip                          brush                          read                          kick**

**Swing                          Run                          Drink                          Play                          Dig**





**2034 NANUKU SANGAM SCHOOL  
NEW TERM RE-ALIGNED  
WORKSHEET 12 -2021**

**Subject: Learning to Know (Maths)      Year: 1      Name: \_\_\_\_\_**

Strand	Early Mathematics
Sub Strand	Measurement
Content Learning Outcome	To be able to name the Fijian Coins in order, tell the value and recognize head or tail.

**Lesson Notes**

- There are two sides of a coin.
- The head and the tail.
- **The tail** has the **number** or the **value of the coin.**



**Activity 1**

Match the value with the coin.

	10c  20c	
	50c  \$2.00	
	5c  \$1.00	



2034 NANUKU SANGAM SCHOOL  
NEW TERM RE-ALIGNED  
WORKSHEET 12

LESSON NOTES [SUBJECT]: NA VOSA VAKAVITI

YEAR / LEVEL: 1

NAME: \_\_\_\_\_

1.  
LESONI:

Na vosa vaka I taukei ena imatai ni yabaki

YACA NI MATANA:

Na ivakarau vakavanua

NANAMAKI NI MATANA:

Maroroya ka matanataka na ivakarau kei na itovo vakavanua

2.  
**LESSON NOTES:** E ra tu na veimataqali manumanu e na noda vanua. E so era bula e wai ka ra so era bula e vanua. E so era vuka, eso era qasi ka so era cici se lade. E dui tu tale ga na nodra tagi na manumanu. Me vaka :

1. Na koli e dau kodro.
2. Na namu e dau gi.
3. Na vuaka e dau kudru se koge.
4. Na kalavo e dau soki.
5. Na toa e dau koko.

**CAKACAKA LAVAKI :**

A. Vola na yaca ni manumanu edau .....

- a. E dau koko na .....
- b. E dau gi na .....
- c. E dau soki na .....
- d. E dau kodro na .....
- e. E dau kudru na .....

B. **TABAIYALOYALO :**

a. E bula e wai na

b. E dau vuka na

c. E dau lade na

**d. E dau qasi na**

**e. E yavai rua na**

**f. E yava iva na**

**g. E bula e loma ni qele na**

**2034 NANUKU SANGAM SCHOOL  
NEW TERM RE-ALIGNED  
WORKSHEET 12 -2021**

**Subject: Living and Learning Together    Year: 1    Name: \_\_\_\_\_**

<b>Strand</b>	Culture and Diversity
<b>Sub Strand</b>	Culture
<b>Content Learning Outcome</b>	To be able to understand the type of clothes worn by different cultural groups in Fiji.

Lesson Notes

- Fiji is a multicultural society.
- Different cultural groups have their own dressing styles.
- Indian woman wears sari and man wear dhoti and kurta.
- I taukei woman wear sulu chamba and man wear masi.
- Muslim woman wears salwar kameez.

Dressing Style of Different cultural Groups.

				
<b>I Taukei Man - Masi</b>	<b>I Taukei Woman- Sulu Chamba</b>	<b>Indian Woman- Sari</b>	<b>Muslim Woman- Salwar Kameez</b>	<b>Indian man - dhoti and kurta</b>

Activity 1

Match the cultural group with the type of dressing.

- |                   |               |
|-------------------|---------------|
| 1. I taukei man   | Sari          |
| 2. Muslim woman   | Sulu chamba   |
| 3. Indian man     | Masi          |
| 4. Indian woman   | Salwar kameez |
| 5. I Taukei woman | Dhoti kurta   |

**2034 NANUKU SANGAM SCHOOL  
NEW TERM RE- ALIGNED  
WORKSHEET 12 -2021**

**Subject: Physical Development, Health and Well Being      Year: 1 Name: \_\_\_\_\_**

<b>Strand</b>	Safety
<b>Sub Strand</b>	Community Safety
<b>Content Learning Outcome</b>	To be able understand what is safety and tell the safety measures to take when using road.


**New Words**

**Road                                  cross                                  right                                  rules                                  follow**


**Lesson Notes**

- We should follow road safety rules.
- We should use a zebra crossing to cross if there is one.
- Do not run while crossing the road.
- Look before crossing it should be clear and safe to cross.
- Walk on the right- hand side of the road.

**Safety Measures**



**Unsafe Measures**




Children playing on the road.

Children crossing from the front of the vehicle.

**Activity 1**

Tick the picture that shows good practice and cross the picture that shows bad practice on the road.





**2034 NANUKU SANGAM SCHOOL  
NEW TERM RE-ALIGNED  
WORKSHEET 12 -2021**

**Subject: Learning to Know (E/S)      Year: 1      Name: \_\_\_\_\_**

<b>Strand</b>	Energy
<b>Sub Strand</b>	Energy Source
<b>Content Learning Outcome</b>	<ul style="list-style-type: none"> <li>To be able to understand what is a river and the types of organisms that live in the river.</li> </ul>


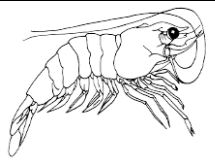




New Words

**River      natural      source      water**

Lesson Notes







- A river is a natural source of water.
- There are many organisms found in and near the river.

Organisms found in a river community.

					
<b>Fish</b>	<b>Prawns</b>	<b>Frog</b>	<b>Bee</b>	<b>Dragon fly</b>	<b>Duck</b>

Activity 1

Match the picture with its correct name.

		Duck
		Dragon fly
		Bee
		Fish
		Frog
		Prawn

**2034 NANUKU SANGAM SCHOOL**  
**NEW TERM RE-ALIGNED**  
**WORKSHEET 12 -2021**

**Subject: Language, Literacy and Communication (Hindi) Year: 1 Name: \_\_\_\_\_**

Strand	बोलो, पढ़ो और लिखो ।
Sub Strand	पढ़ो और लिखो ।
Content Learning Outcome	पढ़ें, समझें और सवाल का जवाब लिखें ।

**Lesson Notes**

सिखो ।

तोता मोर मोटर घोड़ा टोपी टोकरी सेटी डोली गोभी ढोलक










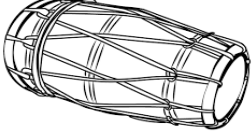
ओ की मात्रा ।

क + ो = को

स + ो = सो

ख + ो = खो

श + ो = शो

				
तोता	मोर	मोटर	घोड़ा	टोपी
				
टोकरी	सेटी	डोली	गोभी	ढोलक

**अभ्यास**

जोड़ कर लिखो ।

र + ो = \_\_\_\_\_

म + ो = \_\_\_\_\_

न + ो = \_\_\_\_\_

ज + ो = \_\_\_\_\_

ल + ो = \_\_\_\_\_

प + ो = \_\_\_\_\_

**अभ्यास**

सीखो और लिखो ।

तोता			
मोर			
मोटर			
घोड़ा			
टोपी			
टोकरी			

