


NADI SANGAM SCHOOL  
YEAR 1  
HOME STUDY PACKAGE # 14



**1076 NADI SANGAM SCHOOL**  
**WEEKLY HOME STUDY PACKAGE #14**

**LESSON NOTES**

**SUBJECT: MATHEMATICS**


**YEAR: 1**

<b>Strand</b>	Geometry
<b>Sub Strand</b>	Angles and Directions
<b>Content Learning Outcome</b>	<ul style="list-style-type: none"><li>• To be able to identify and name an angle.</li><li>• To be able to express a movement in any direction.</li></ul>


**WORKSHEET 17**

**Activity 1 : ANGLES**

An angle is the amount of opening between two straight arms.



1. Use a ruler to join the dots to make small angle.

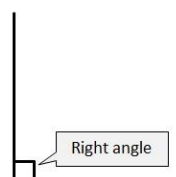
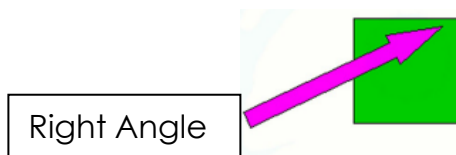


2. Show another small angle, use an arrow.

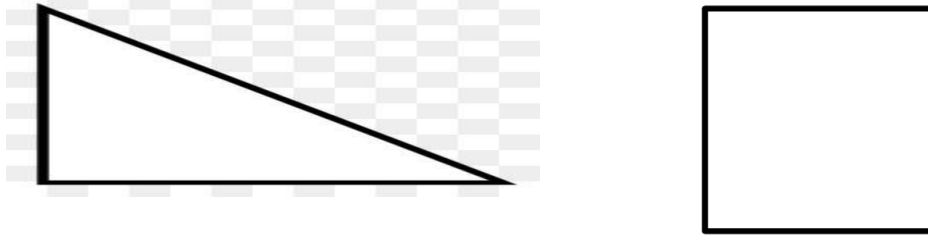


**Activity 2: RIGHT ANGLES**

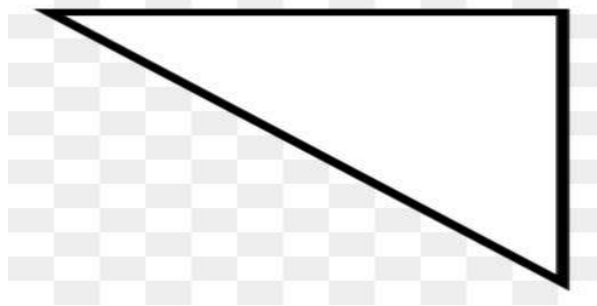
All angles like square are called Right Angle.



1. Show where the right angle is, use an arrow.

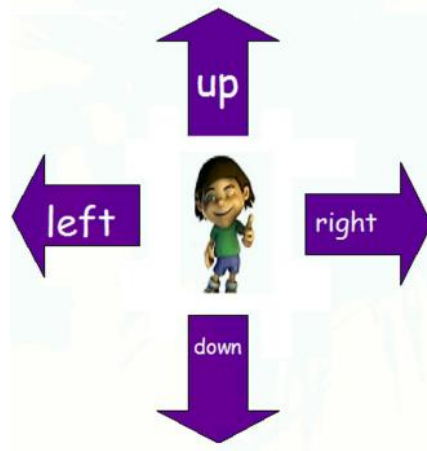


2. Colour the small angle blue.  
Colour the right angle red.

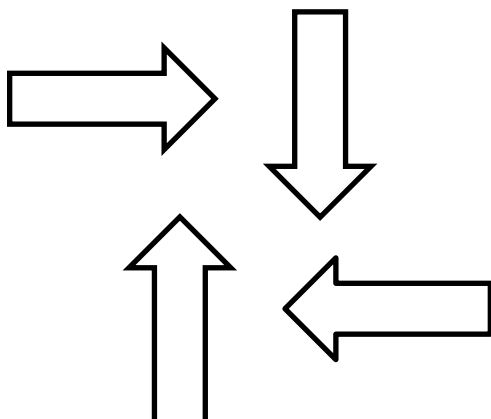


### Activity 3: DIRECTIONS

Directions show the way.



1. Use the colour to show directions.



Colour right arrow pink  
Colour left arrow blue  
Colour up arrow yellow  
Colour down arrow green

**1076 NADI SANGAM SCHOOL**  
**YEAR 1 – ENGLISH**  
**WEEKLY HOME STUDY PACKAGE #14**

**Ben's Hen**

Ben has a hen. It is a red hen. Ben's hen is fat. She lives in the barn. Every morning she lays an egg. Ben's hen lays seven eggs in a week. Ben loves to eat fried eggs and boiled eggs.

**Activity 1: Multiple Choice**

1. Ben has a \_\_\_\_\_.  
A. dog                      B. hen
  
2. Ben's hen is \_\_\_\_\_.  
A. thin                      B. fat
  
3. Where does Ben's hen live?  
A. house                      B. barn
  
4. How many eggs does Ben's hen lay in a week ?  
A. seven                      B. ten

**Activity 2 : List down 4 nouns from the story.**

\_\_\_\_\_

**Activity 3 : Plurals**

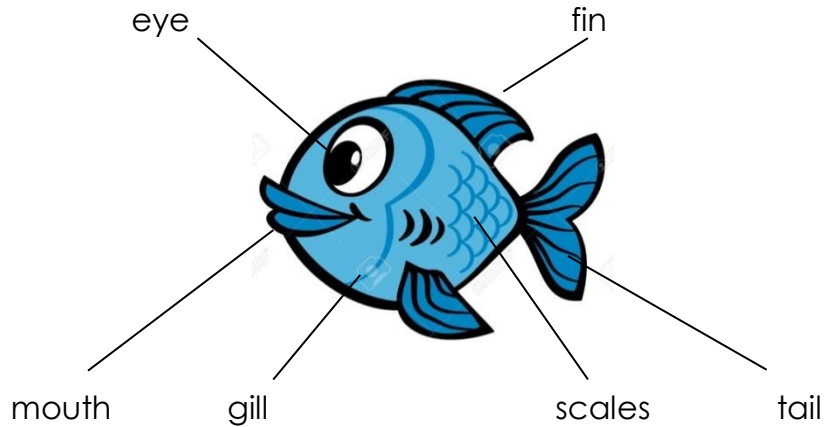
hen - \_\_\_\_\_      boy - \_\_\_\_\_      week - \_\_\_\_\_  
egg - \_\_\_\_\_      girl - \_\_\_\_\_

**Activity 4 : Missing Letter**

h\_\_\_n      fa\_\_\_      ea\_\_\_      w\_\_\_ \_\_\_k

**1076 NADI SANGAM SCHOOL**  
**YEAR 1 – GENERAL SUBJECTS**  
**WEEKLY HOME STUDY PACKAGE #14**

**Parts of a Fish**



**Keeping Safe During Hurricanes and Floods**

1. Stay indoors during hurricanes.
2. Don't play in flooded creeks or rivers.
3. Stay away from power lines.
4. Move to higher grounds during floods.
5. Store tin foods and clean water.



**Write yes or no**

1. Stay outside during a hurricane. \_\_\_\_\_
2. Play in flood waters. \_\_\_\_\_
3. Don't touch power lines. \_\_\_\_\_
4. Stay inside your house when it is about to get flooded. \_\_\_\_\_

**NADI SANGAM SCHOOL**  
**HOME STUDY PACKAGE # 8**  
**COMPUTER STUDIES**  
**YEAR 1**

**11<sup>TH</sup> to 15<sup>TH</sup> October 2012**

**What is a Speaker**

We use the speaker to hear sounds and music



**Microphone (Mic)**

This helps us to talk louder.

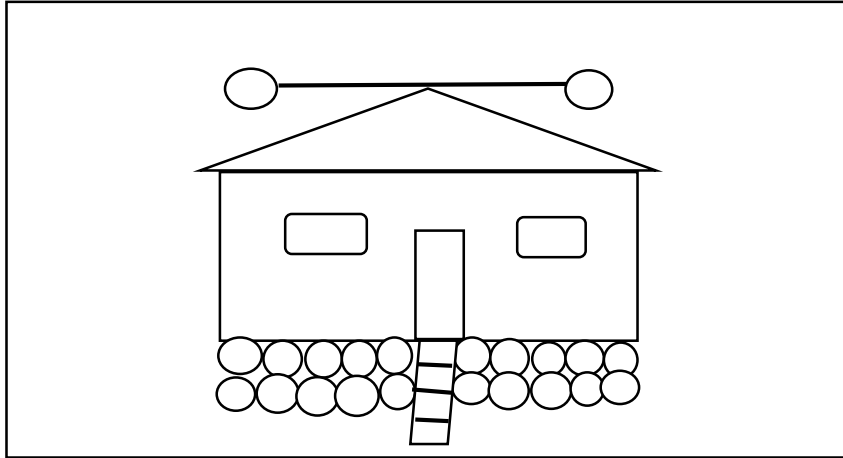


**Printer**

A printer puts our work on the paper from the computer.



(1). Na Vale VakaViti: Mo rokataka na vale VakaViti e ra.



(2). Vakacuruma na vosa lutu:

turaga	tara	cola	vakaViti	vale
drau	qase	rairai	cecere	levu

- Oqo na vale \_\_\_\_\_.
- E yavu \_\_\_\_\_ ka \_\_\_\_\_ vinaka.
- Era a tara na \_\_\_\_\_.
- E ra \_\_\_\_\_ kau kei na \_\_\_\_\_.
- E ra \_\_\_\_\_ tiko e dua na vale vakaViti \_\_\_\_\_.
- Na vale nei \_\_\_\_\_ ni koro.
- Au via tara \_\_\_\_\_ vata kei ira na qase.

क

संज्ञा - लोगों के नाम या जगहों के (Noun) नाम को संज्ञा कहते हैं। इन में चीजों के नाम भी शामिल हैं। जैसे: आम, घर, राम, सीमा, नांदी, लड़का।

दिए गए वाक्यों में संज्ञा को गोल करो:

1. रमन एक लड़का है।
2. मेरी पाठशाला नांदी में है।
3. फूल सुन्दर है।
4. मेव लाल है।
5. पके आम मीठे होते हैं।

य इनमें सुधार कर लीखो:

1. न र  
म र  
र

2. शा ठ  
ला ठ  
पा

3. र अ  
प अ  
अ

4. न र  
अ स र  
अ

5. ठा मी  
मी

6. क म  
ल म  
क