

**2034 NANUKU SANGAM SCHOOL  
NEW TERM RE-ALIGNED  
WORKSHEET 13 – SOLUTION 2021**

**Subject: Language, Literacy and Communication (English) Year: 1 Name: \_\_\_\_\_**

<b>Strand</b>	Reading and Writing
<b>Sub Strand</b>	Reading and Writing
<b>Content Learning Outcome</b>	To be able to understand the phonics "oa" and complete the activity given.

**Lesson Notes**


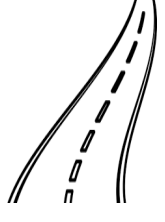




Read and learn the spellings.

<p><b>boat</b> </p> <p><b>float</b> </p> <p><b>coat</b> </p> <p><b>goat</b> </p> <p><b>toad</b> </p> <p><b>raincoat</b> </p> <p><b>soap</b> </p>	<p style="text-align: center; font-size: 2em;"><b>- oa -</b></p> <p><b>road</b> </p> <p><b>toast</b> </p> <p><b>loaf</b> </p> <p><b>goal</b> </p> <p><b>coast</b> </p> <p><b>oak</b> </p>
--	---

**Activity 1**

Label the pictures correctly.

Soap      goat      coat      road      boat      toad

					
<b>boat</b>	<b>road</b>	<b>goat</b>	<b>coat</b>	<b>soap</b>	<b>toad</b>




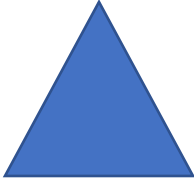


**2034 NANUKU SANGAM SCHOOL  
NEW TERM RE-ALIGNED  
WORKSHEET 13 – SOLUTION 2021**

**Subject: Learning to Know (Maths)      Year: 1      Name: \_\_\_\_\_**

Strand	Early Mathematics
Sub Strand	Shapes and Space
Content Learning Outcome	To be able to name the basic shapes.


**Lesson Notes**

Basic Shapes

			
<b>Rectangle</b>	<b>Triangle</b>	<b>Square</b>	<b>Circle</b>

**Activity 1**

Match the shapes with the correct name.



NANUKU SANGAM SCHOOL

NEW TERM RE-ALIGNED

WORKSHEET 13

LESSON – NA VOSA VAKAVITI

YEAR: 1


NAME: \_\_\_\_\_

LESONI	NA VOSA VAKA ITAUKEI ENA IMATAI KEI NA KARUA NI YABAKI
YACA NI MATANA	VAKAROROGO KEI NA CAVUTI NI VOSA
NANAMAKI NI MATANA	MATANATAKA NA ITOVO KILIKILI NI VAKAROROGO KEI NA ITOVO VEIGANITI NI VEIVOSAKI.

LESSON NOTES:

ULUTAGA : NA VALENIVULI

Na Valenivuli na vanua eda dau vuli kina. E vale yaga na valenivuli baleta ni solia vei keda na kilaka kei na vuku.



CAKACA LAVAKI :

- A. ROKATAKA NA IYALOYALO NI VALENIVULI E CAKE.
- B. DROINITAKA EVA NA KA E VAKAYAGATAKI E LOMA NI VALE NI VULI.



**2034 NANUKU SANGAM SCHOOL  
NEW TERM RE-ALIGNED  
WORKSHEET 13 – SOLUTION 2021**

**Subject: Living and Learning Together    Year: 1    Name: \_\_\_\_\_**

<b>Strand</b>	Culture and Diversity
<b>Sub Strand</b>	Culture
<b>Content Learning Outcome</b>	To be able to understand the different groups of people and their worship places.




New Words

Mosque                      Temple                      Mandir                      Church                      Worship

Lesson Notes

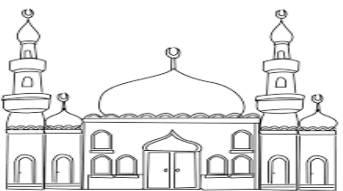

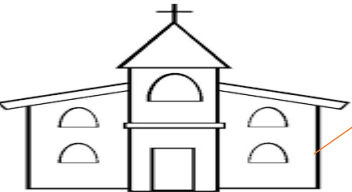
- Different people pray at different places.

Worship Places of People

		
<b>Temple / Mandir</b> - Hindus pray here.	<b>Mosque</b> - Muslims pray here.	<b>Church</b> - Christians pray here.

Activity 1

Match the places of worship with its correct name.

		Church
		Mosque
		Temple/ Mandir

**2034 NANUKU SANGAM SCHOOL  
NEW TERM RE- ALIGNED  
WORKSHEET 13 – SOLUTION 2021**

**Subject: Physical Development, Health and Well Being      Year: 1 Name: \_\_\_\_\_**


<b>Strand</b>	Safety
<b>Sub Strand</b>	Community Safety
<b>Content Learning Outcome</b>	To be able understand what is internet, what are the safety measures that we can practice and the technologies in which we can use internet.

**New Words**

Internet                  safety                          online                          computer                  phone

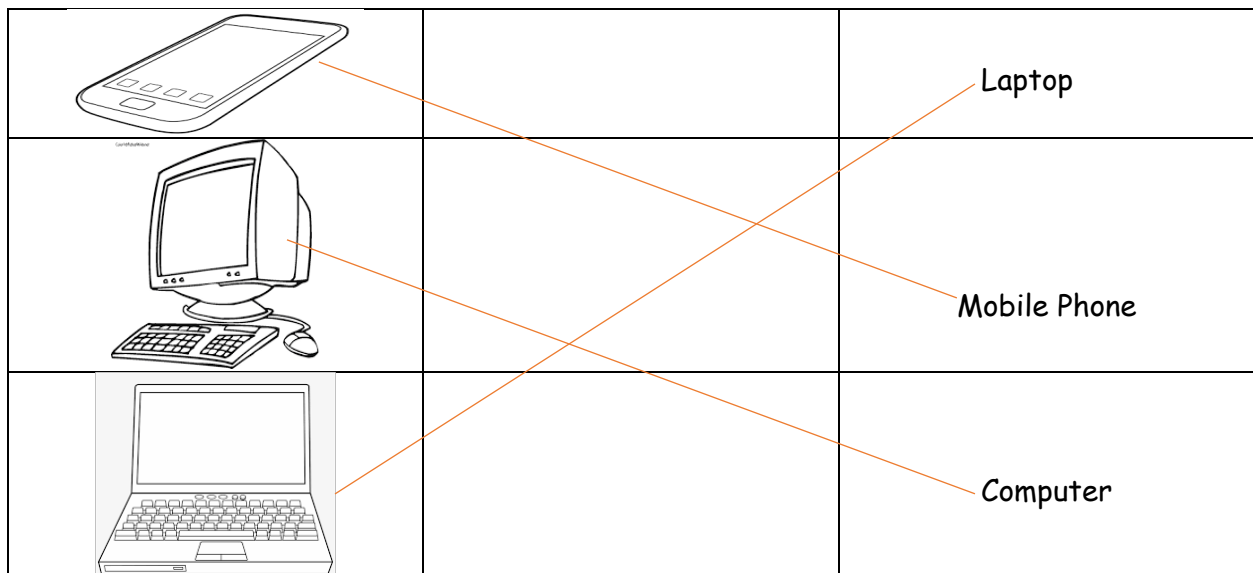
**Lesson Notes**

- Internet are used by people to research new things, play games, e mailing and for studies.
- We should not internet and phones for a long time as it affects our eyes.
- We use internet on:
  - Mobile Phones
  - Computer
  - Laptops



**Activity 1**

Match the pictures with its correct name.



**2034 NANUKU SANGAM SCHOOL  
NEW TERM RE-ALIGNED  
WORKSHEET 13 – SOLUTION 2021**

**Subject: Learning to Know (E/S)      Year: 1      Name: \_\_\_\_\_**

<b>Strand</b>	Energy
<b>Sub Strand</b>	Energy Transformation, Use and Conservation.
<b>Content Learning Outcome</b>	<ul style="list-style-type: none"> <li>To be able to understand what is environment and the proper disposal of rubbish.</li> </ul>









New Words

**Environment      Burn      Bury      Disposal      Rubbish      Recycle      Compost**

Lesson Notes





- Environment is our surrounding.
- We must dispose our rubbish properly.
- There are different methods of rubbish disposal.

**Methods of Rubbish Disposal**

 Plastic bottles and cans.	 Vegetable peelings, dry grass and leaves.	 Waste papers	 Broken tins and bottles
 Recycle	 Compost	 Burn	 Bury

**Activity 1**

Match the picture with its correct method of disposal.

	<p>Bury</p> <p>Burn</p> <p>Compost</p> <p>Recycle</p>	
		





**2034 NANUKU SANGAM SCHOOL  
NEW TERM RE-ALIGNED  
WORKSHEET 13 – SOLUTION 2021**

**Subject: Language, Literacy and Communication (Hindi) Year: 1 Name: \_\_\_\_\_**

Strand	बोलो, पढ़ो और लिखो ।
Sub Strand	पढ़ो और लिखो ।
Content Learning Outcome	पढ़ें, समझें और सवाल का जवाब लिखें ।

**Lesson Notes**

सिखो ।

चौदह                      कौड़ी                      हथौड़ा                      औस्त                      पौधा                      सै

औ की मात्र ।

क + ौ = कौ

स + ौ = सौ

ख + ौ = खौ

श + ौ = शौ

					
चौदह	कौड़ी	हथौड़ा	औस्त	पौधा	सै

**अभ्यास**

जोड़ कर लिखो ।

द + ौ = दौ

ह + ौ = हौ

ग + ौ = गौ

ल + ौ = लौ

च + ौ = चौ

प + ौ = पौ

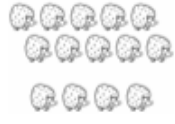


**अभ्यास**

सिखो और लिखो ।

चौदह	चौदह	चौदह	चौदह
कौड़ी	कौड़ी	कौड़ी	कौड़ी
हथौड़ा	हथौड़ा	हथौड़ा	हथौड़ा
औस्त	औस्त	औस्त	औस्त

**अभ्यास**

इन्हें मिलाइए ।

	सै	
	चौदह	
		पौधा
	औस्त	