

**2034 NANUKU SANGAM SCHOOL
NEW TERM RE-ALIGNED
WORKSHEET 14 –SOLUTION 2021**

Subject: Language, Literacy and Communication (English) Year: 1 Name: _____

Strand	Reading and Writing
Sub Strand	Reading
Content Learning Outcome	To be able to understand the phonics "ar" and read simple sentences correctly.

Lesson Notes

Sound "ar"

I have a farm.



My farm is far.

I have a barn on my farm.



I take my car to the farm.



A jar is always in the car.



I park the car far from the farm.

Activity 1

1. Fill in the blanks.

a. This is a farm.



b. This is a jar.



c. This is a car.



d. This is a barn.



car

barn

jar

Activity 2

Complete the following words using /ar/ sound. The first one is done for you.

				
B <u>ar</u> k	C <u>ar</u> d	S <u>ar</u>	P <u>ar</u> k	<u>Ar</u> m

**2034 NANUKU SANGAM SCHOOL
NEW TERM RE-ALIGNED
WORKSHEET 14 - SOLUTION 2021**

Subject: Learning to Know (Maths) Year: 1 Name: _____

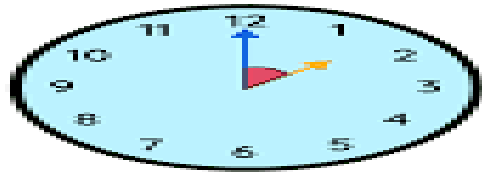

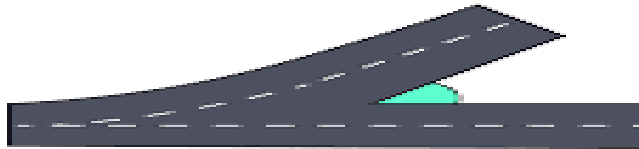

Strand	Early Mathematics
Sub Strand	Shapes and Space
Content Learning Outcome	To be able to identify the type of angles.

Lesson Notes

- Angles are formed when two straight lines meet.





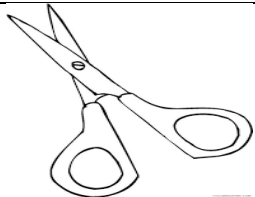

-  small angle

Examples of small angles.



Activity 1

Tick the pictures showing small angles.

		
✓		✓
		
	✓	✓

NANUKU SANGAM SCHOOL
NEW TERM RE-ALIGNED
WORKSHEET 14- 2021

LESSON NOTES (SUBJECT): NVVT YEAR / LEVEL: 1 NAME: _____

LESONI:	Na vosā vaka itaukei ena i matai kei na ikarua ni yabaki.
YACA NI MATANA:	Na itovo kei na ivakarau vakavanua
NANAMAKI NI MATANA:	Na bula veimaliwai vakamatatamata kei na vanua e vakarautaki kina.

ULUTAGA : NA ITOVO KEI NA IVAKARAU VAKAVANUA

WIRINA NA A, B SE C ME NOMU ISAU NI TARO

1. Na vuanikau cava e dromodromo na kulina.
A. **Jaina**
B. Meleni
C. Maqo
2. Na e bula e wai.
A. vusi
B. Koli
C. **ika**
3. Na Kuita e walu na
A. matana
B. **Ligana**
C. Uluna
4. Na e da tiko kina ka kana kina e na veisiga.
A. **Vale**
B. Motoka
C. Waqa
5. Na e dau caka me palusami.
A. Bele
B. **Rourou**
C. Kaveti
6. E dau vuka na
A. Vuaka
B. koli
C. **Bebe**
7. Na vuaka e dau
A. **Kudru**
B. Kodro
C. Gi
8. Na e saqa kina na kakana.
A. Veleti
B. **Kuro**
C. Sepuni

9. E dau teu e loma ni vale na

A. Taga

B. Tavuleni

C. Ibe


10. Na vesa, iri, salusalu e iukuuku ni

A. Meke

B. qito

C. siwa

B. Droini taki ratou na lewe ni nomu matavuvale.



**2034 NANUKU SANGAM SCHOOL
NEW TERM RE-ALIGNED
WORKSHEET 14 –SOLUTION 2021**

Subject: Living and Learning Together Year: 1 Name: _____

Strand	Culture and Diversity
Sub Strand	Respect for Diversity
Content Learning Outcome	To be able to understand when is Fiji day celebrated and what are the people of Fiji called.


New Words

Fiji Celebrate October Year Together

Lesson Notes

- We celebrate Fiji day together.
- We celebrate Fiji day on 10th October every year.
- People living in Fiji are known as Fijians.

Picture of Fiji Flag



Activity 1

Write the answers on the space given.

1. When is Fiji day celebrated?
10th October every year.
2. People living in Fiji are known as Fijians.

**2034 NANUKU SANGAM SCHOOL
NEW TERM RE- ALIGNED
WORKSHEET 14 - SOLUTION 2021**

Subject: Physical Development, Health and Well Being Year: 1 Name: _____

Strand	Safety
Sub Strand	Personal Hygiene and Sanitation
Content Learning Outcome	To be able understand what are the different items that we use to keep ourself clean and tidy.







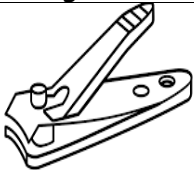
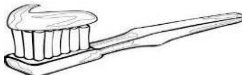
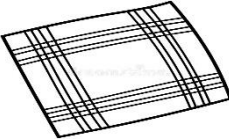

New Words

Brush Comb Cotton Bud Handkerchief Nail cutter

Lesson Notes




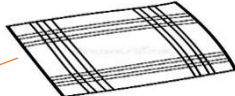

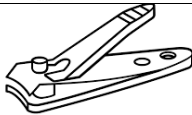

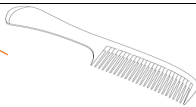

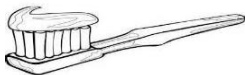
- We should keep ourself clean at all times.
- We use different items to keep ourself clean and tidy.

Items used for Cleaning Different Parts of the Body.

				
Hair	Fingernails	Teeth	Nose	Ear
				
Comb	Nail cutter	Toothbrush and Colgate	Handkerchief	Cotton bud

Activity 1

Match each part of the body with the items that keeps them clean.

**2034 NANUKU SANGAM SCHOOL
NEW TERM RE-ALIGNED
WORKSHEET 14 - SOLUTION 2021**

Subject: Learning to Know (E/S) Year: 1 Name: _____

Strand	Energy
Sub Strand	Energy Transformation, Use and Conservation.
Content Learning Outcome	<ul style="list-style-type: none">To be able to understand what is air , what are cyclones and hurricanes and the effects of it.

New Words

Air wind cyclone hurricane damage

Lesson Notes

- Air is all around us.
- We cannot touch, see, taste or smell air.
- We can feel air. We can also see the effects air has around us.
- Moving air is wind.
- Very strong wind is cyclone / hurricane.
- Cyclones and hurricanes can be very dangerous.
- It can cause a lot of damage to our houses, farms, animals and other belongings.

Activity 1

Multiple Choices: Circle the correct letter.

1. We can _____ air.
A. feel B. touch
2. Moving air is called _____.
A. shower B. wind
3. Cyclones are _____ wind.
A. very strong B. slow
4. We cannot touch, _____, taste or see air.
A. smell B. see
5. Cyclones and hurricanes can be very _____.
A. safe B. dangerous
6. _____ is all around us.
A. Air B. trees

**2034 NANUKU SANGAM SCHOOL
NEW TERM RE-ALIGNED
WORKSHEET 14 – SOLUTION 2021**

Subject: Language, Literacy and Communication (Hindi) Year: 1 Name: _____

Strand	बोलो, पढ़ो और लिखो ।
Sub Strand	पढ़ो और लिखो ।
Content Learning Outcome	पढ़े, समझे और सवाल का जवाब लिखे ।

Lesson Notes

सिखो ।

इंड़ा	पतंग	कंगन	इंड़ा	अंडा	रंग
अ की मात्र ।					
क + ं = कं				ख + ं = खं	
स + ं = सं				श + ं = शं	

					
इंड़ा	पतंग	कंगन	इंड़ा	अंडा	रंग

अभ्यास

जोड़ कर लिखो ।

द + ं = दं	ह + ं = हं
ग + ं = गं	ल + ं = लं
च + ं = चं	प + ं = पं


अभ्यास

सीखो और लिखो ।

इंड़ा	इंड़ा	इंड़ा	इंड़ा
पतंग	पतंग	पतंग	पतंग
कंगन	कंगन	कंगन	कंगन
इंड़ा	इंड़ा	इंड़ा	इंड़ा

अभ्यास

इन्हें मिलाइए ।

	अंडा कंगन इंड़ा पतंग	