

NADI SANGAM SCHOOL

WEEKLY HOME STUDY PACKAGE

#15

YEAR 2



2021

1076 NADI SANGAM SCHOOL

Weekly Home Study Package #15

Year 2 English

A. Vocabulary: Learn these words:

chirping	great	taking	help	hunger
----------	-------	--------	------	--------

Refer to the story Ant and the Grasshopper to answer Section B.

B. True or False: Regarding the following statements, write True or False in the space provided.

	True or False
1. Grasshopper collected food during summer.	
2. Ant gathered food for winter.	
3. Grasshopper worked all day long.	
4. Ant was lazy, hopping, singing and chirping all day.	
5. Grasshopper was dying of hunger in winter.	

C. Singular and Proper Nouns

A **singular noun** names one person, place or thing.

A **plural noun** names more than one person, place or thing.

Add '**es**' to singular nouns that end with **sh, ch, z, x** and **s** to make them plural.

Write the plural forms of the following nouns.


1. pineapple - _____
2. church - _____
3. brush - _____
4. banana - _____

5. lunch - _____
6. coconut- _____
7. box - _____
8. peach - _____

D. Pronouns

A **pronoun** is a word that takes the **place of a noun**, for example:
I, me, he, she, you, it, they, we, them, us, him and others.

Underline the pronoun in the second sentence. Also, draw an arrow to the noun it replaces in the first sentence as done in 1.

1. Mother bought a new storybook.  It is about a girl.
2. Grandmother quickly prepared some sandwiches. She also prepared lemon juice.
3. Once upon a time there was a rabbit and a tortoise. They were good friends.
4. Mary is very excited. She cannot wait to go on this vacation.
5. Father brings a brown box. He gives the box to Mother.
6. Chris and I went fishing. We caught a big fish.

1076 NADI SANGAM SCHOOL

Weekly Home Study Package#15

Year: 2

General Subjects

Lesson Notes

Internet Safety

<u>The children should</u> 1. Keep password private (except to parents) 2. Immediately tell parents if something mean or creepy happens. 3. Ask parent's permission.	<u>The children should not</u> 1. Share names, schools, ages, phone numbers, or addresses. 2. Send my pictures to strangers. 3. Open password from strangers – it may contain viruses that can harm a computer. 4. Use computer without parents knowing.
---	--

Activities A. Fill in the Blanks


Mouth	Gills	Tail	Fin	Eye	Scales
-------	-------	------	-----	-----	--------

1. _____ helps fish to feed.
2. _____ are to protect the fish in water.
3. _____ helps fish in swimming.
4. _____ helps the fish to change direction and movement in water.
5. _____ helps in seeing.
6. _____ help in breathing.

B. Labelling

Label the parts of a fish. Pick words from list given:

mouth	eye	fin	tail	gill	scales
-------	-----	-----	------	------	--------



C. Write True or False

1. We should punch other players. _____
2. Do not share things with your friend. _____
3. Play in a clean open space. _____
4. We clean our teeth with a comb. _____
5. Sit quietly while eating food. _____

1076 NADI SANGAM SCHOOL

YEAR 2

HINDI

WEEKLY HOME STUDY PACKAGE #15

कहानी : "मेंढक और उसके मित्र" पर आधारित अभ्यास ।

अ] सही शब्द बनाओ ।

1. क में ढ - _____
2. रा ह ग - _____
3. द मौ जू - _____
4. बा र ह - _____
5. लां छ ग - _____

आ] ✓ या ✗

1. सारे मेंढक चुपचाप घर जा रहे थे । ☐
2. दो मेंढक गड्ढे में गिर गए । ☐
3. गड्ढा गहरा था । ☐
4. बाकी मेंढकों ने नीचे गिरे हुए मेंढकों का हौंसला बढ़ाया । ☐
5. अंत में दोनों मेंढक गड्ढे से बाहर आये । ☐

इ] नीचे दिए गए वाक्यों में गलत वर्तनी वाले शब्द को गोल करो और रिक्त स्थान पर सही वर्तनी लिखो ।


1. बहुत से मेंढक घने जांगल से अपने घर जा रहे थे । _____
2. गड्ढा बाहुत ही गहरा था । _____


3. अब तुम खुद को मारा हुआ मानो । _____


4. बाहर निकलने की कोशीश बेकार है । _____


5. गहरे गड्ढे में से बाहर निकलना मूश्किल था । _____

ई। इन जानवरों के नाम लिखो























लोमड़ी बकरी कुत्ता मेंढक बाघ चूहा घोड़ा कछुआ शेर

Weekly Home Study Package # 15

Subject : Mathematics

Year: 2

Strand	Numbers
Sub Strand	Operations
Content Learning Outcome	To show division as repeated subtraction or sharing.

Lesson Notes

Repeated Subtraction as Division

Division is an **equal sharing** of things, fruits, shapes etc. The word **share** means to **divide**. Division sign is [\div]

Example1: There are 10 apples. Equally **divide** the **10** apples between **5** children. How many apples will **each** child get?

Method1:  2 apples each

Method 2: Using repeated subtraction- Keep **subtracting** until you get 0. **Count** the number of times you **subtracted** to reach 0.

Step 1 $10 - 5 = 5$ $10 \div 5 = 2$ so **2** apples each

Step 2 $5 - 5 = 0$ so we subtracted 5, **2 times** to reach 0.

We write **$10 \div 5 = 2$**

Example 2: 18 marbles divide by 6 children \Rightarrow 3 marbles each

$$18 \div 6 = 3$$

Step1 $18 - 6 = 12$

Step 2 ~~$12 - 6 = 6$~~

Step 3 $6 - 6 = 0$ so we subtracted 6, **3 times** to reach **0**. We write **$18 \div 6 = 3$**

Activities: Using Repeated Subtraction as Division

1. **12** lemons divide by **6** children = **2** lemons each

$$\underline{\hspace{2cm}} \div 6 = 2$$

Step 1 $12 - 6 = \underline{\hspace{2cm}}$

Step 2 $6 - \underline{\hspace{1cm}} = \underline{\hspace{2cm}}$

2. **9** oranges divide by **3** children = **3** oranges each

$$\underline{\hspace{2cm}} \div 3 = 3$$

Step 1 $9 - 3 = \underline{\hspace{2cm}}$

Step 2 $\underline{\hspace{2cm}}$

Step 3 $\underline{\hspace{2cm}}$

3. **15** pencils divide by **3** girls = **5** pencils each

$$15 \div \underline{\hspace{2cm}} = 5$$

Step 1 $15 - 3 = \underline{\hspace{2cm}}$

Step 2 $\underline{\hspace{2cm}}$

Step 3 $\underline{\hspace{2cm}}$

Step 4 $\underline{\hspace{2cm}}$

Step 5 $\underline{\hspace{2cm}}$

4. **20** books divide by **5** boys = **4** books each

$$\underline{\hspace{2cm}} \div 5 = \underline{\hspace{2cm}}$$

Step 1 $\underline{\hspace{2cm}}$

Step 2 $\underline{\hspace{2cm}}$

Step 3 $\underline{\hspace{2cm}}$

Step 4 $\underline{\hspace{2cm}}$

5. **16** balloons divide by **4** friends = **4** balloons each

$$\underline{\hspace{2cm}} \div \underline{\hspace{2cm}} = \underline{\hspace{2cm}}$$

Step 1 $\underline{\hspace{2cm}}$

Step 2 $\underline{\hspace{2cm}}$

Step 3 $\underline{\hspace{2cm}}$

Step 4 $\underline{\hspace{2cm}}$

1076 Nadi Sangam School

Year 2 Vosa VakaViti

WHSP 15 (18/10/21 – 22/10/21)

Nanamaki ni vuli	Vosa VakaViti
Veika me rawata e dua na gone	Veidatuitaki iratou na tolu na duidui gauna ni kana.
Ulutaga	Na Katalau

1. **Katalau**- E dau vakayagataki e na mataka lailai ka dau vakayagataki vata kei na ti.
2. **Vakasigalevu**- E dau vakayacori e na sigalevu ka dau vakayagataki kina na magiti kei na ilava/ icoi.
3. **Vakayakavi**- E dau vakayacori e na yakavi, ka dau vakayagataki talega kina na magiti kei na ilava/ icoi.

(A)Vakaotia mada na veiyatuvosa oqo:

1. A cavu na dalo _____.
2. Au a taki wai me _____.
3. E vakasoqona na iyaya me _____.
4. E vakarakara na bele me _____.

(B)Tuvana na veiyatuvosa e ra me vaka na kena veitarataravi dodonu:

1. Sa livi na mequ ti.
2. Sa tevu na ibe ni kana.
3. Au sa gunu ti sara.
4. Sa coki na ibe ni kana.
5. Sa vakarautaki na iyaya ni ti.
6. Au sa vakasukataka na mequ ti.
7. Au sa gunu ti sara.

NADI SANGAM SCHOOL
HOME STUDY PACKAGE # 9
COMPUTER STUDIES
YEAR 2

18TH to 22nd October 2012

Activity: Fill In The Blanks

Mouse Microphone Screen Speaker keyboard Mouse







#190723492



ComputerHops.com

