

NADI SANGAM SCHOOL

WEEKLY HOME STUDY PACKAGE

#16

YEAR 2



2021

1076 NADI SANGAM SCHOOL

English

YEAR 2

Weekly Home Study Package # 16

Title: The Ant and the Dove

Read the passage given below and the answer the questions:

On a hot day, the ant was searching for some water. After working around for some time, she came to a spring. To reach the spring, she had to climb a blade of grass. While making her way up she slipped and fell into the water.

She could have drowned if a dove up a nearby tree had not seen her. Seeing that the ant was in trouble, the dove quickly plucked off a leaf and dropped it into the water near the struggling ant. The ant moved towards the leaf and climbed up there. Soon it carried her safely to the ground. Just at that time, a hunter nearby was throwing out his net towards the dove, hoping to trap it.

Guessing what he was about to do, the ant quickly bit him on the heel. Feeling the pain, the hunter dropped his net. The dove quickly flew away for safety.

Moral: One good turn deserves another.

A. VOCABULARY: Learn these words

| | | | | | |
|--------|---------|-------|---------|--------|------|
| spring | slipped | blade | trouble | hunter | trap |
|--------|---------|-------|---------|--------|------|

B. COMPREHENSION: Multiple Choice

Circle the letter of the correct answer:

1. Who was searching for water?

A. The dove B. An ant

2. Where was the dove sitting?

A. In a tree B. On the ground

3. Who helped the ant?

- A. The dove B. The hunter

4. How did the ant save the dove?

- A. By biting the hunters net.
B. By biting the hunters heels.

5. What do you learn from the story?

- A. One good turn deserves another.
B. One bad turn deserves another.

C. Circle the word that does not belong to the group

| | | | |
|-------|--------|-------|--------|
| leaf | twig | tree | rock |
| ant | wind | man | dove |
| mouse | stream | river | water |
| trap | net | leaf | hunter |

D. Write True or False for the sentences given in the space provided:

1. The ant climbed a blade of grass to reach the spring. _____
2. The ant slept and fell in water. _____
3. The hunter plucked a leaf and dropped it into the water. _____
4. The hunter had a gun. _____
5. The ant bit the hunter's heel. _____
6. The hunter was able to catch the dove with his net. _____

1076 NADI SANGAM SCHOOL
Weekly Home Study Package #16
Year 2 **General Subjects**

A. Write True or False

1. Children should go to bed at 11pm. _____
2. Do not talk to strangers. _____
3. Caterpillars eat dalo leaves. _____
4. Do not swim alone. _____
5. Write on the walls of the toilet. _____

B. Fill in the Blanks

Choose words from the list.

| | | | | |
|-------------|---------------|---------------|---------------|--------------|
| hive | indeed | police | polite | clean |
|-------------|---------------|---------------|---------------|--------------|

1. Leave the beaches _____ after having a picnic.
2. If you see a crime call the _____.
3. Be _____ and kind to everyone.
4. A friend in need is a friend _____.
5. A bee lives in a _____.

C. Answer These Questions.

1. Name two uses of water

a. _____

b. _____

2. What should you do to river water before drinking?

D. Label the sources of water.

Pick words from the list below.



1. _____



2. _____



3. _____



4. _____

| | | | |
|------|-------|-----|------|
| Tank | River | Tap | Well |
|------|-------|-----|------|

1076 NADI SANGAM SCHOOL

YEAR 2

HINDI

WEEKLY HOME STUDY PACKAGE #16

कौआ और चालाक लोमड़ी

एक समय की बात है कि एक कौए को बड़ी भूख लगी ।

वह भोजन की खोज में इधर उधर उड़ने लगा ।

तभी उसे नीचे ज़मीन पर पनीर का एक टुकड़ा पड़ा दिखाई दिया ।

कौआ झट से नीचे गया और अपनी चोंच में पनीर के टुकड़े को उठा लिया ।

उड़ कर कौआ एक पेड़ की डाल पर जा बैठा और सोचा की अब मैं खूब मज़े से पनीर खाऊँगा।

तभी उधर से एक लोमड़ी जा रही थी । पेड़ पर बैठे कौए की चोंच में पनीर का टुकड़ा देख कर उसके मुँह में पानी आ गया ।

लोमड़ी पेड़ के पास गई और बोली," नमस्ते " ।

कौए ने अपना मुँह दूसरी तरफ कर लिया ।

तब लोमड़ी ने कौए की तारीफ़ करनी शुरू की ।

उसने कहा, " आप कितने सुन्दर हो । आपके पंख कितने सुन्दर और मुलायम है।

मुझे तो लगता है कि आपकी तरह आपकी आवाज़ भी सुन्दर है । काश मैं आपकी आवाज़ सुन पाती ।"

अब कौए से रहा ना गया और उसने जैसे ही अपना चोंच गाने के लिए खोला,

पनीर का टुकड़ा नीचे गिर गया। लोमड़ी ने झट से पनीर को उठा कर खा लिया । कौआ देखता रह गया ।

अ] नए शब्द

कौआ चालाक टुकड़ा समय नमस्ते

आ] जोड़ कर लिखो ।

1. प + न + ी + र = _____
2. क + ौ + आ = _____
3. च + ो + ं + च = _____
4. म + ु + ल + ा + य + म = _____
5. ख + ा + ऊ + ँ + ग + ा = _____

इ] सही जवाब के बगल वाले अक्षर को गोल करो ।

| |
|---|
| 1. कौए को ज़मीन पर क्या दिखा ? क. रोटी का टुकड़ा ख. पनीर का टुकड़ा |
| 2. कौए ने पनीर को कैसे उठाया ? क. चोंच से ख. पंजे से |
| 3. लोमड़ी ने कौए की _____ करनी शुरू की । क. बुराई ख. तारीफ़ |
| 4. कौए ने क्या करने के लिए मुँह खोला ? क. बात करने के लिए ख. गाने के लिए |
| 5. अंत में पनीर किसको मिली ? क. लोमड़ी को ख. कौए को |

1076 NADI SANGAM SCHOOL



Weekly Home Study Package#16

Year: 2

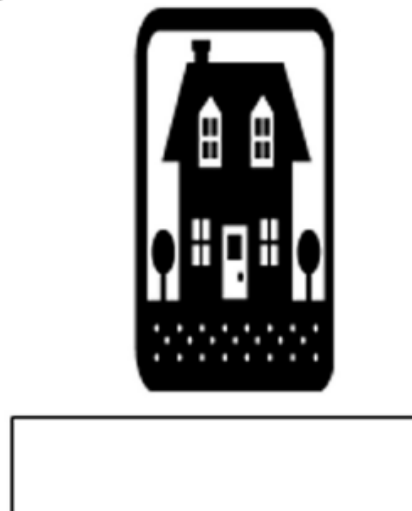
Mathematics

| | |
|---------------------------------|---|
| Strand | Measurement |
| Sub Strand | Length |
| Content Learning Outcome | <ul style="list-style-type: none">• To use comparative words in a sentence.• To compare more than two lengths and use words to express it correctly. |

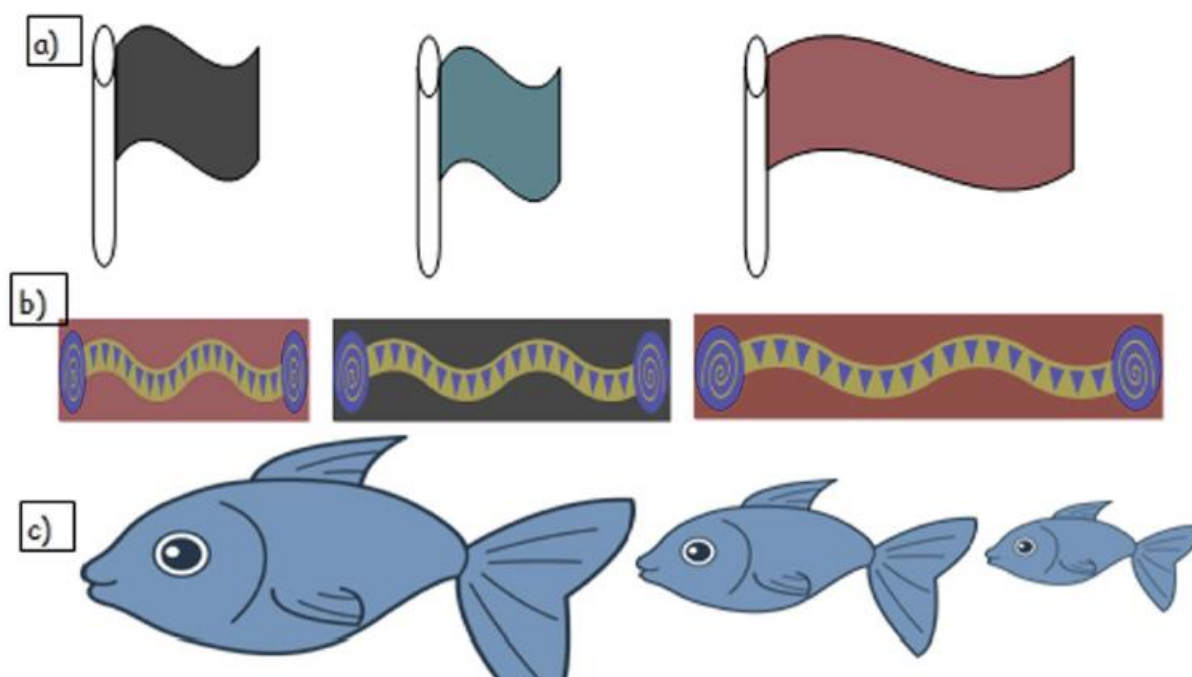
1. Look at the items below and write longer than or shorter than in the space provided.



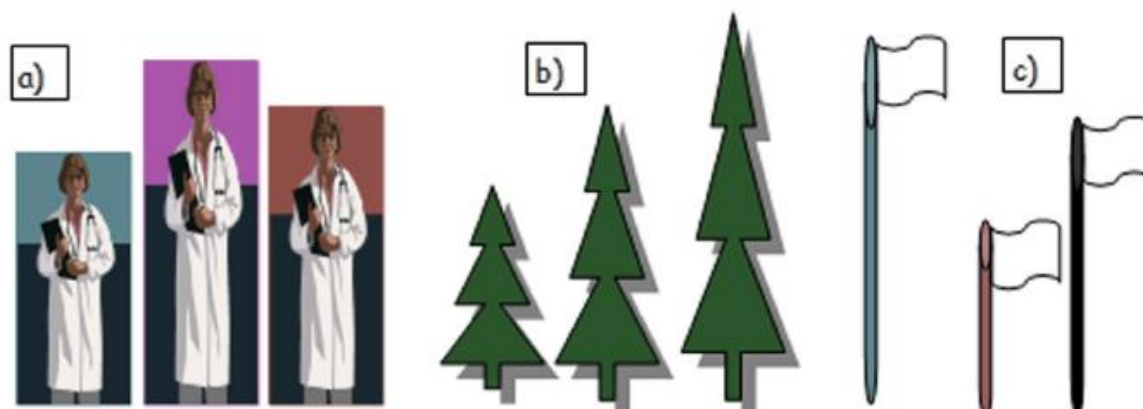
2. Look at the items below and write taller than or shorter than in the space provided



3. Circle the shortest and cross out the longest.



4. Circle the shortest and cross out the tallest.



1076 Nadi Sangam School

Year 2 Vosa VakaViti

WHSP 16 (25/10/21 – 29/10/21)

| | |
|-------------------------------|----------------------------|
| Nanamaki ni vuli | Wilivola kei na saumi Taro |
| Veika me rawata e dua na gone | Vakayagataki vosa |
| Ulutaga | Na Katalau |

(A)Vakayagataki Vosa.

1. **Toka**- biu na kuro e na sue ni sa waqa tiko n buka.
2. **Saga**- na ka kaukauwa me vaka na magiti se kakana dina.
3. **Riri**- Na kakana malumalumu me vaka na ika se kakana draudrau.
4. **Vakabuta**- sagai me buta vinaka.
5. **Tuvuca**- so tale na wai.

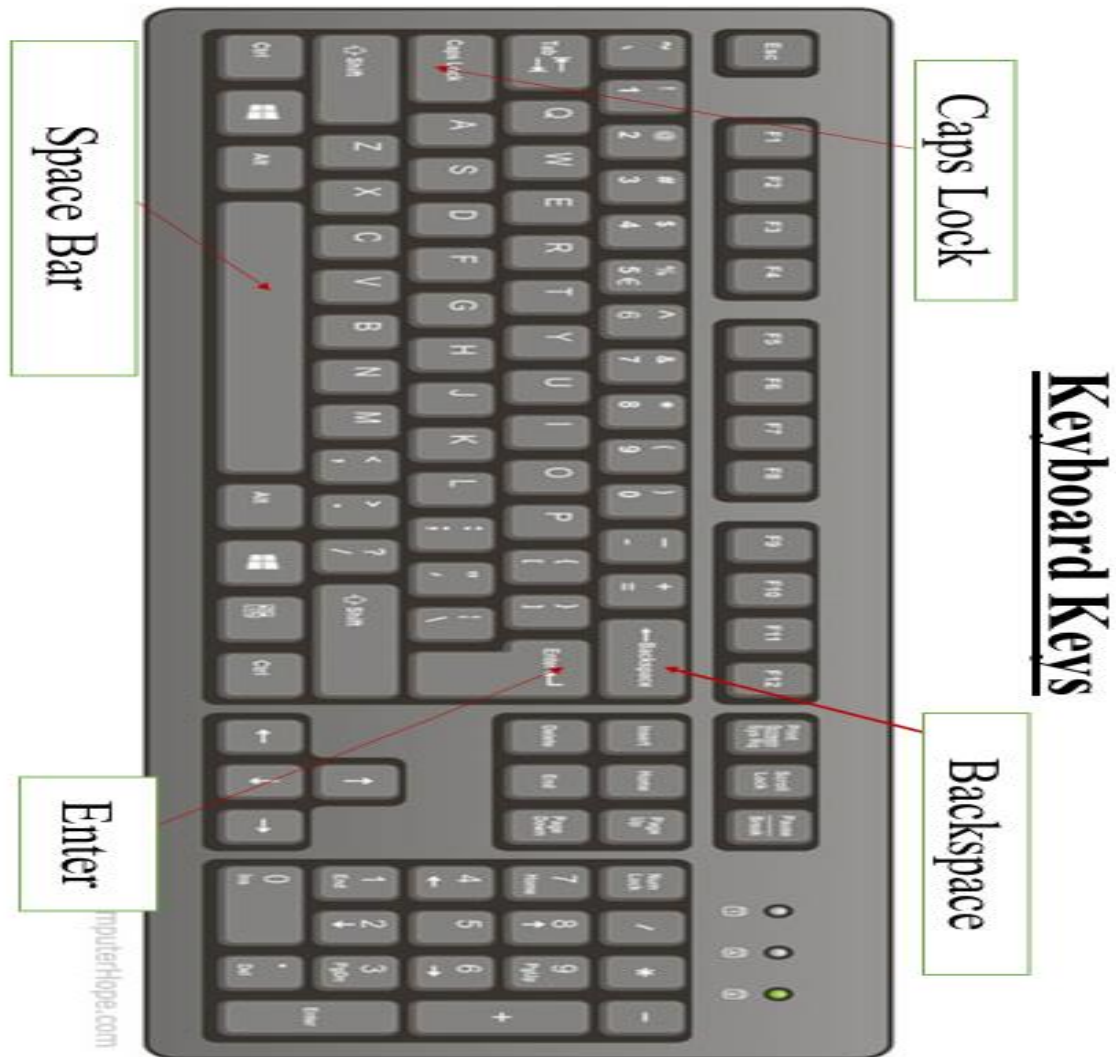
Cakacaka Lavaki: Vakacuruma na vosa dodonu.

| tuvuca | riri | saqa | tavuna |
|-------------------|-----------------|-------------|-----------------|
| vakatokara | vakabuta | toka | vakatoka |

- a. Sa _____ na kuro e matadravu.
- b. Me _____ na dalo me kedatou ivakasigalevu.
- c. Me _____ na ika se rourou me icoi ni kedatou.
- d. Sa _____ oti toka na ti.
- e. Moo qai _____ na kedatou tavioka ke se kaukauwa tiko ga.
- f. Au a _____ lolo ena mataka nikua.
- g. Au sa _____ na kuro ni ti.

NADI SANGAM SCHOOL
HOME STUDY PACKAGE # 10
COMPUTER STUDIES
YEAR 2

25TH to 29th October 2012



Study the picture above and get to know the 4 main keys