

2036 PENANG SANGAM PRIMARY SCHOOL
YEAR 2
ENGLISH
WORKSHEET 19

Strand	Reading & Writing
Sub-Strand	Writing
Content Learning Outcome	Read simple sentence and answer questions in a text.

Lesson Notes: Past Tense

Past tense means an action that began and ended in the past.

For example ,

- I cleaned my room.
- I played with my friend.
- Mum cooked the food.

Activity : Write down the past tense of the underlined word in the given sentence.

1. I will go to town. _____
2. Mela will wash the clothes. _____
3. The girls will sweep the room. _____
4. My dad will drive to Suva. _____
5. The boys will play rugby. _____
6. We will draw in our books. _____
7. We will eat our lunch. _____

2036 PENANG SANGAM PRIMARY SCHOOL

Year: 2

Mathematics

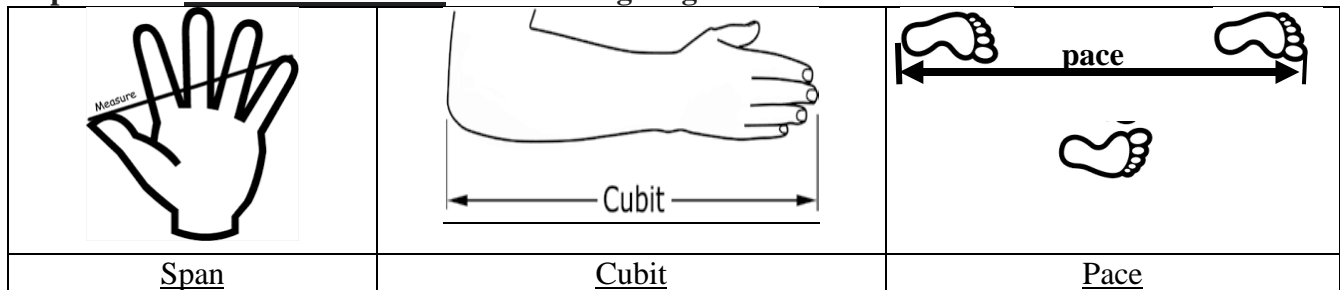
Worksheet 19

Strand	Early Mathematics
Sub Strand	Measurement
Content Learning Outcome	Children should be able to estimate lengths using non- standard units.

Notes and Activities

Topic: Measurement of Length

We can use hand spans, cubits or paces to estimate and measure lengths. Hand spans, cubits and paces are **non-standard units of measuring lengths**.



Activity:

1. Measure the length of the following using **hand spans**.

Your house	Estimation	Number of hand spans
Length	_____ hand spans	_____ hand spans

2. Measure the length of the following using **cubits**.

Your dining table	Estimation	Number of cubits
Length	_____ cubits	_____ cubits

3. Measure the length of the following using **paces**.

Your backyard garden	Estimation	Number of paces.
Length	_____ paces	_____ paces

2036 PENANG SANGAM PRIMARY SCHOOL
YEAR 2
VOSA VAKAVITI
WORKSHEET 19

Strand: Na Veika Vakaviti

Sub Strand: Duidui ni Vosa

CLO: Ni na oti na nodra cakacaka era sa na kila na l duidui ni veivosa oqo.

dreke – e dua na ka e toka e dakui dua ka qai kauta yani. E ra dau dreke buka na yalewa.

cola - me kau yani e dua na ka e na domo. Au a colata mai e dua na kau levu.

vava – kau yani ni toka e na dakuna e dua. Au a vavai koya mai ni sa mavoa.

roqo – taura e dua na ka ka taura toka e lomaserena. E ra roqo ibe mai na yalewa.

vakaivua – colati e dua na ka e na kau ka qai toka e na usousu ni domo. Au a vakaivuataka na keitou dalo.

taubena – lili wavoki e na domo. Au a taubena na salusalu.

cauvena- lili toka ga e na dua na taba. E ra cauvena na nodra vilawa na gone yalewa.

Vakacuruma na vosa e na vanua donu.

dreke	cola	vavai	roqo	vakaivuataka	taubena	cauvena
-------	------	-------	------	--------------	---------	---------

1. E ra a _____ ibe mai na yalewa e na tevutevu.
2. E _____ mai na nona salusalu ni meke ko Alumita.
3. E ra a _____ buka mai na yalewa.
4. E na _____ mai na nona vilawa ko koya.
5. Au a _____ koya mai ni sa mavoa.
6. Au a _____ ga mai na kau ni vale.
7. Keirau a _____ mai na sova magiti.

2036 PENANG SANGAM PRIMARY SCHOOL
YEAR: 2
HEALTH AND WELLBEING - HEALTHY LIVING
WORKSHEET 19

Theme: Religious Festivals

Strand	Personal and Community Health
Sub Strand	People and Food
Content Learning Outcome	Be able to relate healthy eating practices during festive seasons.

Lesson Notes

Topic: Foodstalls at the Festivals / Carnivals

1. During festivals and carnivals there are a lot of food stalls.
2. Always buy food that is healthy.
3. Avoid eating a lot of junk food.
4. Try eating food that is fresh.
5. Eating stale food will give us stomach aches.
6. Some foods found at a carnival food stall:
 - B.B.Q
 - chicken palau
 - candy floss
 - chicken and chips
 - fizzy drinks
 - cakes and pies
 - fruits
 - lollies
 - pizza and burgers
 - chocolates

Activity 1: List down some of the things you like eating from the food stalls.

Activity 2: Draw and colour a food stall at a festival.

Strand	पढ़ो और लिखो
Sub Strand	1. पढ़ो 2. लिखो
Content Learning Outcome	कविता को आकार देने और समझने में समझ होना ।

Lesson Notes**Topic : दिवाली****Activity 1: Jumbled words**

1. वालीदि - _____
2. खेपाट - _____
3. ठामिई - _____
4. लड़ीझफु - _____

Activity 2: Draw and colour based on how you celebrate Diwali with your family.



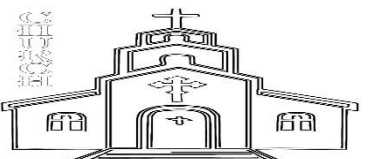


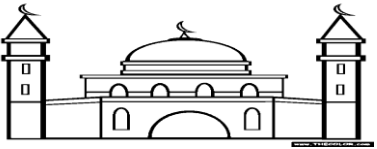



2036 PENANG SANGAM PRIMARY SCHOOL
YEAR: 2
LIVING AND LEARNING TOGETHER- SOCIAL STUDIES
WORKSHEET 19

Theme: Religious Festivals

Strand	Culture
Sub Strand	Respect for Diversity
Content Learning Outcome	To be able to relate on different places of worships and different holy books.

Lesson Notes

Topic: Places of Worship and Holy Books

Religion	Holy book	Place of worship
Christians 	Bible 	Church 
Muslims 	Quran 	Masjid 
Hindus 	Ramayan 	Temple 

Activity 1: Name the religion that is represented by the given symbols.

a. _____

b. _____

c. _____



Activity 2: Draw, colour and label your place of worship.

2036 PENANG SANGAM PRIMARY SCHOOL
YEAR: 2
LEARNING TO KNOW- ELEMENTARY SCIENCE
WORKSHEET 19





Theme: Religious Festivals

Strand	Energy
Sub Strand	Energy Transformation Use and Conservation
Content Learning Outcome	To be able to relate on safety measures during festive seasons .

Lesson Notes

Topic: Lights and Decorations at Festivals

1. Religious festivals make our lives bright and colourful through decorations as well.
2. In Hindus, Diwali is also known as the festival of lights .
3. During Christmas we decorate the Christmas trees as well.
4. Always ensure that you play fireworks under supervision.
5. Do not touch power points with wet hands.
6. Do not play with lit candles, place “diyas” at safe places.
7. Turn off all lights and decorations when not in use.

<p>-never touch powerpoints with wet hands</p> 	<p>-play fireworks under supervision</p> 	<p>- place candles and diyas at safe places</p> 	<p>-do not overload the powerpoints</p> 
--	--	--	---

Activity 1: Draw and colour :

<p>a. A house decorated for Diwali</p>	<p>b. A decorated Christmas tree</p>
--	--------------------------------------