


**2034 NANUKU SANGAM SCHOOL**  
**NEW TERM RE-ALIGNED**  
**WORKSHEET 15 – 2021**

**Subject: Language, Literacy and Communication (English) Year: 2 Name: \_\_\_\_\_**

<b>Strand</b>	Reading and Writing
<b>Sub Strand</b>	Reading and Writing
<b>Content Learning Outcome</b>	Understand and read the words with the phonics "ee" and complete the activity given.


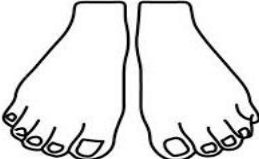






**Lesson Notes**

Read and learn the spellings.



**Activity 1**

Complete the following words using /ee/ sound.

		
Sh ____ p	F ____ t	Tr ____
<b>3</b>		
Thr ____	Qu ____ n	J ____ p
		
B ____	Sl ____ p	Kn ____









**2034 NANUKU SANGAM SCHOOL  
NEW TERM RE-ALIGNED  
WORKSHEET 15 – 2021**

**Subject: Learning to Know (Maths) Year: 2 Name: \_\_\_\_\_**

Strand	Early Mathematics
Sub Strand	Shapes and Space
Content Learning Outcome	To be able to tell different directions shown.







Lesson Notes

- Directions shows the way.

 Left	 Right
 Up	 Down
 Over	 Under

**Activity 1**

Match the directions to its words.

    	<p>Over</p> <p>Under</p> <p>Left</p> <p>Down</p> <p>Right</p> <p>Up</p>	    
---	---	---

NANUKU SANGAM SCHOOL

NEW TERM RE-ALIGNED

WORKSHEET 15- 2021

NAME: \_\_\_\_\_

YEAR / LEVEL: 2

SUBJECT: I-TAUKEI

TOTAL MARKS: 20

**WASEWASE A: NA VEIKA VAKAVITI ( 5 na maka )**

**WIRINA NA A SE B ME NOMU ISAU NI TARO:**

1. E dau koko na .....  
A. Namu  
B. Toa
2. Ko cei vei rau na yaca e tiko era e tiko kina na rorogo na " i "  
A. ika  
B. ose
3. E bula e loma ni qele na .....  
A. Koli  
B. Bacaniqeke
4. Na rorogo cava e lutu : sa se ..... so su  
A. si  
B. se
5. Na ..... e dau tevu e loma ni vale.  
A. icoco

**B. meteresi**

**WASEWASE B : VOLA IO SE SEGA ( 5 na maka )**

1. Na namu e dau gi .....
2. E vakaotia na kusima na ika.....
3. Na vuaka e dau vuka. ....
4. Na kalokalo e dau cila e na siga. ....
5. E ka yaga na iteitei .....

**WASEWASE C: VEISATAKA NA ROROGO KEI NA VOSA E TEKIVU KINA ( 5 na maka )**

A	B
1. se	➤ vale
2. bo	➤ senikau
3. va	➤ cula
4. li	➤ boto
5. cu	➤ lima

**WASEWASE D: VAKALEWENA NA ROROGO E LUTU ( 5 na maka )**

a	e		o	u
ra		ri	ro	ru
ma	me	mi		mu
ka	ke	ki	ko	
ja		ji	jo	ju

**2034 NANUKU SANGAM SCHOOL  
NEW TERM RE- ALIGNED  
WORKSHEET 15 – 2021**

**Subject: Living and Learning Together      Year: 2    Name: \_\_\_\_\_**

<b>Strand</b>	Culture and Diversity
<b>Sub Strand</b>	Respect for Diversity
<b>Content Learning Outcome</b>	Understand the different celebrations that different cultural groups take part in.

New Words

**Celebrations                      Diwali                      Christmas                      Eid**

Lesson Notes

- Fiji is a multicultural society.
- It has several cultural background people living and celebrating events together.
  - Diwali is celebrated by Hindus.
  - Christmas is celebrated by Christians.
  - Eid is celebrated by Muslims.



**Activity 1**

Match the picture with the correct celebrations.



Eid



Diwali



Christmas

**2034 NANUKU SANGAM SCHOOL  
NEW TERM RE- ALIGNED  
WORKSHEET 15 – 2021**

**Subject: Physical Development, Health and Well Being    Year: 2    Name: \_\_\_\_\_**

<b>Strand</b>	Safety
<b>Sub Strand</b>	Personal Hygiene and Sanitation
<b>Content Learning Outcome</b>	To be able understand what are the different body parts and its functions.

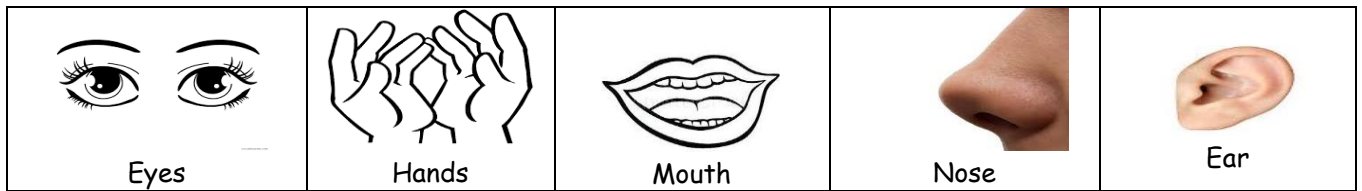
**New Words**

Eyes                      ear                      hand                      nose                      mouth

**Lesson Notes**

- We use eyes to see things/ watching things.
- We use nose for smelling.
- We use mouth for eating.
- We use hands for writing, drawings, colouring and holding.
- We use ears for hearing.

**Parts of the Body.**



**Activity 1**

Write the part of the body you will use to do the following.

1. Combing hair. \_\_\_\_\_.
2. Watching a movie. \_\_\_\_\_.
3. Smelling the flower. \_\_\_\_\_.
4. Eating an apple. \_\_\_\_\_.
5. Talking on the phone. \_\_\_\_\_.

**2034 NANUKU SANGAM SCHOOL  
NEW TERM RE- ALIGNED  
WORKSHEET 15- 2021**

**Subject: Learning to Know (E/S)      Year: 2      Name: \_\_\_\_\_**

<b>Strand</b>	Energy and Beyond
<b>Sub Strand</b>	Fire
<b>Content Learning Outcome</b>	<ul style="list-style-type: none"> <li>To be able to tell the tools and equipment's used by a fireman.</li> </ul>







New Words

Boots                  Gloves                  Fire extinguisher                  helmet                  coat                  pants

Lesson Notes



- Fire safety is very important.
- For the safety reasons a fireman has to use the following: gloves, boots, coat, pants and helmet.

**Items used and worn by the fireman to stop fire.**

		
Gloves	Boots	Helmet
		
Fire Extinguisher	Coat	Pants

**Activity 1**

Label the pictures correctly.

**2034 NANUKU SANGAM SCHOOL  
NEW TERM RE- ALIGNED  
WORKSHEET 15 - 2021**

**Subject: Language, Literacy and Communication (Hindi) Year: 2 Name: \_\_\_\_\_**

Strand	बोलो, पढ़ो और लिखो ।
Sub Strand	पढ़ो और लिखो ।
Content Learning Outcome	पढ़े, समझे और सवाल का जवाब लिखे ।

**Lesson Notes**

सिखो ।

बुढ़िया

गुड़िया

पुल

कुर्सी

साबुन

तुलसी

उ की मात्रा ।

क + उ = कु

स + उ = सु







त + उ = तु

ख + उ = खु

श + उ = शु

ट + उ = तु

+

			<p><u>पढ़ो और सीखो ।</u> बुढ़िया आई । गुड़िया आई । अरुण आया । रूपया लाया । _____</p>
बुढ़िया	गुड़िया	पुल	
बुढ़िया	गुड़िया	पुल	<p>रुमन आ । साबुन ला । पानी भी ला । हाथ धुला । कपड़ा ला । हाथ साफ़ कर ।</p>
			
कुर्सी	साबुन	तुलसी	

**अभ्यास**

जोड़ कर लिखो ।

सीखो और लिखो ।

ज + उ = _____	ग + उ = _____		धुला		
य + उ = _____	झ + उ = _____		साबुन		
फ + उ = _____	न + उ = _____		गुड़िया		

**अभ्यास**

इन के सही नाम लिखिए ।

